

Investigations into the Card Game SET
THE MAXIMUM NUMBER OF SETS FOR N CARDS
AND
THE TOTAL NUMBER OF INTERNAL SETS FOR ALL PARTITIONS OF THE DECK

By Jim Vinci

June 30, 2009

E-mail address: mathisfun@wowway.com

Table of Contents

| | |
|--|----|
| Introduction..... | 3 |
| Rules of the Game SET | 4 |
| Terminology and Background for the Total Internal Set Formula | 10 |
| Set Counts for the Primary and Complementary Piles..... | 11 |
| The Formula for the Total Number of Internal Sets for a Deck Partition | 12 |
| Set Blocking..... | 15 |
| Determining the Maximum Number of Internal Sets for N Cards..... | 18 |
| Maximum Number of Internal Sets for Card Selection Restricted to 3 Cubes..... | 23 |
| The Maximum Number of Internal Sets for N Cards and Number of Properties $P = 4$ | 28 |
| Patterns from the Consecutive Maximization Method..... | 30 |
| Conclusion | 32 |
| APPENDIX I: MAXIMUM INTERNAL SET COUNTS | 34 |
| APPENDIX II: KNOWN AND MODELED SOLUTIONS FOR THE MAXIMUM NUMBER OF SETLESS CARDS..... | 44 |

Introduction

I never thought that a purchase of a card game would lead to any kind of mathematical adventure. However, it is evident, from the abundance of related articles and papers written, that SET has sparked an enormous amount of interest from non-mathematicians and mathematicians alike. Clearly, SET is no ordinary card game!

My first investigation into the mathematics behind SET began with a December 19, 1998 letter, written to the creators of the game, and concerning the odds statistics presented in the game's instructions. Being an actuary by profession and an individual with a passion for mathematics, I was immediately drawn to the question of how to calculate the probability of no Set (the special meaning of this will be defined later) being present in twelve cards. This problem naturally led to the more general question of how to determine the maximum number of cards that could be chosen without a Set existing. I soon recognized that this was an extremely complex problem for which computer assistance would be required to evaluate the seemingly endless possible variations. Famous math problems, like the Four Color Theorem, were solved by the use of the computer, so why not this one? After all, counting problems are well suited to computer modeling!

But I also continued to optimistically hold on to the notion that the problem of determining the largest number of cards without a Set, and the possible maximum number of Sets for a given number of cards, could be formulated in algebraic terms. However, because other individuals, included the creators of the game, had already provided solutions to the original SET problem, I decided that it probably wasn't worth any more investment of time.

Recently, my interest in the SET problem was rekindled after reading Mr. David Van Brink's highly inspiring article on the subject. In that article, he demonstrates that a deck of $N = 47$ cards must contain a Set. While reading this article, it became apparent that the concept of parity was fundamental to formulating an alternate approach that might uncover the mathematical patterns behind SET.

This paper will cover the following topics:

1. For the benefit of those new to SET, a brief explanation of the rules of the game and how Sets are formed.
2. Development of a general formula for the total number of Sets that can occur when a deck of C^P (P = number of properties in the deck, C = number of choices for each property) cards is partitioned into two piles, and Set counts are restricted to those that are found exclusively within each pile.
3. The thinking behind the clever visual solution for why any collection of 20 cards must contain a Set, including a discussion of the Set-blocking strategy.

4. A proposed computer modeling method, referred to as the Consecutive Maximization Method, for use in identifying the largest possible Setless collection of cards from a P property deck.

Rules of the Game SET

The card game SET is played with a deck of 81 cards, each bearing a picture that has four properties and three features for each property:

- Shape – diamond, oval, or squiggle
- Color – green, purple, or red
- Number – one, two, or three
- Shading – solid, striped, or open

By the rules of the game, twelve cards are laid out in a grid on the table and players try to simultaneously identify as many Sets as possible within those twelve cards. If a Set cannot be found, three more cards are added to the grid. A “Set” is defined as a group of three cards that, for each property, either has the same feature for all three cards, or a different feature for all three cards.

The illustration on the page 6 shows all 81 cards arranged by property in nine large “cubes”, each containing 9 cards. Technically, the term “cube” is not accurate because it implies the presence of three dimensions, and what is pictured is a series of 3 x 3 squares. However, if we place card trays, each with nine compartments, over each 3 x 3 square, we can envision thin cubes! I will hereafter refer to each 3 x 3 arrangement of cards as a “cube” to emphasize its unique significance.

The cards are arranged so that color and number are represented in columns and shape and shading in rows. The table below provides a description of how the illustration was constructed.

| Property | Feature | Representation |
|----------|-----------|---------------------|
| Color | Red | Columns 1, 2, and 3 |
| Color | Green | Columns 4, 5, and 6 |
| Color | Purple | Columns 7, 8, and 9 |
| Number | One | Columns 1, 4, and 7 |
| Number | Two | Columns 2, 5, and 8 |
| Number | Three | Columns 3, 6, and 9 |
| Shape | Squiggle | Rows 1, 4, and 7 |
| Shape | Diamond | Rows 2, 5, and 8 |
| Shape | Oval | Rows 3, 6, and 9 |
| Shading | Filled in | Rows 1, 2, and 3 |
| Shading | Striped | Rows 4, 5, and 6 |
| Shading | Open | Rows 7, 8, and 9 |

Each feature for a particular property is represented by 27 cards, or one-third of the deck. It would be easy to expand the illustration to display additional properties (assuming there were still three features to choose from). For example, a fifth property could be what type of outline the shapes had – either solid,

dashed, or no outline. This would require $3^5 = 243$ cards and a 27×9 array. A sixth property would require $3^6 = 729$ cards and a 27×27 array. Any deck of cards with P properties can be represented in a two-dimensional array using 3^{P-2} cubes, each containing 9 cards.

The SET¹ Deck of Cards

| Cube 1 | | | Cube 2 | | | Cube 3 | | |
|--------|----|----|--------|----|----|--------|----|----|
| 1 | 2 | 3 | 4 | 5 | 6 | 7 | 8 | 9 |
| | | | | | | | | |
| 10 | 11 | 12 | 13 | 14 | 15 | 16 | 17 | 18 |
| | | | | | | | | |
| 19 | 20 | 21 | 22 | 23 | 24 | 25 | 26 | 27 |
| | | | | | | | | |
| Cube 4 | | | Cube 5 | | | Cube 6 | | |
| 28 | 29 | 30 | 31 | 32 | 33 | 34 | 35 | 36 |
| | | | | | | | | |
| 37 | 38 | 39 | 40 | 41 | 42 | 43 | 44 | 45 |
| | | | | | | | | |
| 46 | 47 | 48 | 49 | 50 | 51 | 52 | 53 | 54 |
| | | | | | | | | |
| Cube 7 | | | Cube 8 | | | Cube 9 | | |
| 55 | 56 | 57 | 58 | 59 | 60 | 61 | 62 | 63 |
| | | | | | | | | |
| 64 | 65 | 66 | 67 | 68 | 69 | 70 | 71 | 72 |
| | | | | | | | | |
| 73 | 74 | 75 | 76 | 77 | 78 | 79 | 80 | 81 |
| | | | | | | | | |

¹SET is a trademark of SET Enterprises, Inc. The SET cards are depicted here with permission.

To get familiar with the game, consider the following examples of Sets that can be formed. The numbers in the following table refer to the identifying numbers that appear above each card in the illustration on the preceding page. If you own SET, it might make it easier to follow this discussion if you laid out the cards as indicated in the diagram (and if you don't own the game, well you know what to do!).

| | Cards Forming a Set | | | |
|---------------------------|---|--|---|--|
| Property | 1-2-3 | 1-5-9 | 1-48-65 | 1-41-81 |
| Color | All Red | Red, Green, Purple | All Red | Red, Green, Purple |
| Number | One, Two, Three | One, Two, Three | One, Three, Two | One, Two, Three |
| Shape | All Squiggles | All Squiggles | Squiggle, Oval, Diamond | Squiggle, Diamond, Oval |
| Shading | All Filled In | All Filled In | Filled In, Striped, Open | Filled In, Striped, Open |
| Description of Set formed | 1 property has different features, 3 properties have the same feature | 2 properties have different features, 2 properties have the same feature | 3 properties have the different features, 1 property has the same feature | All 4 properties have different features |

It is instructive to note what happens after you have selected your first card. If you pick your second card from the same cube, the card that forms a Set with that pair of cards is within that same cube and “in line” with the first two cards. A “line” in this case includes 3 cards in a “wrap-around” formation in addition to the typical horizontal, vertical, or diagonal formations. For example, card 1 makes the following Sets within cube 1: 1-2-3 (horizontal), 1-11-21 (diagonal), 1-10-19 (vertical), and 1-12-20 (wrap around). Each of the 9 cards within a cube can make 4 Sets, for a total of 36 Sets per cube. However, each Set appears three times, so there are only 12 unique Sets per cube. Because there are nine cubes, there are $12 \times 9 = 108$ Intracube Sets (i.e., Sets that are formed by cards located in the same cube).

If you pick your second card from another cube, then the third card required to complete the Set will come from a different cube than either of the first two. For example, if you picked a card from cube 1 and another card from cube 5, the Set-forming card will not be found in either cube 1 or cube 5, or a situation would result in which only two of the three cards have the same property features. This is a violation of the rules of SET. In this particular instance, the card that completes the Set will be found in Cube 9.

Intercube Sets (i.e., Sets that are formed by cards in different cubes) have the same type of line formations as Intracube Sets, except that the lines are formed by the cube combinations. The 12 line-forming combinations of cubes that account for the remainder of the Sets are summarized in the following table.

Cube Combinations for Intercube Sets

| Horizontal | Vertical | Diagonal | Wrap Around |
|-------------------|-------------------|-------------------|-------------------|
| Cubes 1, 2, and 3 | Cubes 1, 4, and 7 | Cubes 1, 5, and 9 | Cubes 1, 6, and 8 |
| Cubes 4, 5, and 6 | Cubes 2, 5, and 8 | Cubes 3, 5, and 7 | Cubes 2, 4, and 9 |
| Cubes 7, 8, and 9 | Cubes 3, 6, and 9 | | Cubes 2, 6, and 7 |
| | | | Cubes 3, 4, and 8 |

Each of the above cube combinations account for $9 \times 9 = 81$ unique Sets. The total number of unique Sets accounted for by these Intercube combinations is $81 \times 12 = 972$. Together with the 108 unique Intercube Sets, this makes a total of 1,080 unique Sets that can be formed by the 81 cards.

It is interesting to determine the number of different types of Sets that can occur in the game.

Case 1: All four properties have different features

Choose the first card: There are **81 choices**.

Choose the second card: Because there are only two choices left for each of the four properties, there are $2 \times 2 \times 2 \times 2 = 16$ ways to make this choice.

The total number of unique Sets where all four properties have different features is

$$(81 \times 16) \div 6 = 216$$

(Note that division by 6 is necessary because we do not care about the order of the three cards, and there are $3 \times 2 = 6$ ways to arrange three cards).

Case 2: Three properties have different features; one property has the same feature

Choose which three of the four properties have different features and which one property has the same feature: **4 ways to make this choice**.

For the property that has the same feature, make a choice from the three possible features for this property (e.g., if color is selected as the feature to be the same, you can select red, green, or purple): **3 ways to make this choice**.

Choose the first card: $3 \times 3 \times 3 = 27$ choices because the feature for one property has already been chosen.

Choose the second card: $2 \times 2 \times 2 = 8$ choices because there is one less choice for each property.

The number of unique Sets where three properties have different features and one property has the same feature is

$$(4 \times 3 \times 27 \times 8) \div 6 = 432$$

Case 3: Two properties have different features; two properties have the same features

Choose which two of the four properties have different features and which two properties have the same features: **6 ways to make this choice.**

For each of the two properties which have the same features, make a choice from the three possibilities for that feature:

$3 \times 3 = 9$ ways to make this choice.

Choose the first card: $3 \times 3 = 9$ choices because features for two properties have already been chosen.

Choose the second card: $2 \times 2 = 4$ choices because there is one less choice for each property.

The number of unique Sets where two properties have different features and two properties have the same features is

$$(6 \times 9 \times 9 \times 4) \div 6 = 324$$

Case 4: One property has different features; three properties have the same features

Choose which one of the four features are different and which three are the same: **4 ways to make this choice.**

For each of the three properties which have different features, make a choice from the three possibilities for that feature:

$3 \times 3 \times 3 = 27$ ways to make this choice.

Choose the first card: **3 choices because features for three properties have already been chosen.**

Choose the second card: **2 choices because there is one less choice for the property that is to differ.**

The number of unique Sets where one property has different features and three properties have the same features is

$$(4 \times 27 \times 3 \times 2) \div 6 = 108$$

The table below summarizes the number of unique Sets for all four cases, along with suggested point values, that could be awarded during the game. These point values reflect the frequency with which the type of Set identified can occur.

| Type of Set | # of Unique Sets | Proposed Point Value for Game |
|---|------------------|-------------------------------|
| All four properties have different features | 216 | 3 |
| Three properties have different features; one property has the same feature | 432 | 1 |
| Two properties have different features; two properties have the same features | 324 | 2 |
| One property has different features; three properties have the same features | 108 | 4 |
| Total | 1,080 | |

Terminology and Background for the Total Internal Set Formula

As a convention, I will use the middle dot as a multiplication symbol and a slash as a division symbol in all formulas.

Set – Like Mr. Van Brink, I will use the capitalized term “Set” to refer to the special three card collection, which is called a set by the rules of the game of SET.

Primary Pile – a collection of N cards that have been selected, where $3 \leq N < 81$. For discussion purposes, this is the pile of cards we desire to be Setless. Note that N is required to be strictly less than 81 because we are analyzing partitions of the deck, and $N = 81$ indicates no partition.

Complementary Pile – the $81-N$ card collection, which together with the Primary Pile, constitute the entire deck of 81 cards. For discussion purposes, this is the pile of cards used to block the formation of Sets within the Primary Pile.

Internal Set – a Set formed from all three cards, found entirely within a collection of N cards, where $3 \leq N \leq 81$.

Crossover Set – an external Set formed using two cards from a Primary Pile and one card from its Complementary Pile, or one card from a Primary Pile and two cards from its Complementary Pile.

We begin by noting that, by the rules of the game, a Set is defined by choosing a pair of cards because the third card which completes the Set is automatically determined by that choice. If you divide the deck of 81 cards into two piles, every Set is present either as an Internal Set or as a Crossover Set. If we randomly select a pair of cards from the Primary Pile, then either the third card to complete a Set is found in the Primary Pile or else it is found in the Complementary Pile. If it is found in the Primary Pile, then we have identified an Internal Set; otherwise, we have identified a Crossover Set. All possible states for the Sets created by a Primary Pile and its Complementary Pile are pictured below.

| Type of Set | Primary Pile N Cards | Complementary Pile 81-N Cards |
|-------------|-------------------------|----------------------------------|
| Internal | | □ □ □ |
| Crossover | □ | □ □ |
| Crossover | □ □ | □ |
| Internal | □ □ □ | |

We now derive key numbers, some of which are used as part of the total Internal Set formula.

Total number of Sets in the deck

A pair of cards A and B can be ordered two ways, AB or BA , but we do not care about card order in SET. If C is the third card that makes a Set with cards A and B , then ABC and BAC are identical Sets. There are a total of $(81 \cdot 80) / 2 = 3,240$ pairs of cards in the 81 card deck. Because pairs of cards also constitute a Set, there are also 3,240 total Sets in the deck.

Unique number of Sets in the deck

Because a pair of cards, A and B, determine a Set, and we can position the third Set member, say C, either before A, between A and B, or after B, it follows that every pair of cards, and, therefore, every Set, is counted three times in the total Set count. Therefore, there are $3,240 / 3 = 1,080$ unique Sets in the 81 card deck.

Number of Sets per card

There are a total of 3,240 Sets in the deck of 81 cards, so every card is part of $3,240 / 81 = 40$ Sets.

Set Counts for the Primary and Complementary Piles

Next, we will identify the unique number of Sets for each of the above diagrammed states. It is important to recognize that, when the deck is divided into two piles, the only Sets that get counted three times are the Internal Sets because, by definition, all three cards needed to create an Internal Set are found entirely within the Primary or Complementary Pile.

Counts for Total Number of Sets

The total number of Sets (Internal and Crossover) accounted for by either the Primary Pile or its Complementary Pile is the number of cards in the respective pile times 40 because there are 40 Sets per card. For the Primary Pile, the total number of Sets is $40 \cdot N$, and for the Complementary Pile, the total number of Sets is $40 \cdot (81-N)$. Every pair of cards within a Pile will be part of either an Internal or a Crossover Set.

Counts for Internal Sets

Assume that S_P represents the number of pairs forming Internal Sets for the Primary Pile, and S_C represents the number of pairs forming Internal Sets for the Complementary Pile. Then, the unique number of Internal Sets for the Primary Pile is S_P , and the unique number of Internal Sets for the Complementary Pile is S_C . The S_P pairs account for $3 \cdot S_P$ total Sets, and the S_C pairs account for $3 \cdot S_C$ total Sets because, as noted earlier, every pair is counted three times in the total Set count.

Counts for Crossover Sets

The number of unique Crossover Sets is equal to the number of Sets accounted for by all possible pairs, less the total number of Internal Sets. There are $[N \cdot (N-1) / 2] - 3 \cdot S_P$ unique Crossover Sets for the Primary Pile and $[(81-N) \cdot (80-N) / 2] - 3 \cdot S_C$ unique Crossover Sets for the Complementary Pile.

The Formula for the Total Number of Internal Sets for a Deck Partition

The following table summarizes the Set counts for the Primary and Complementary Piles. These counts are used to develop the total Set count formula.

Set Counts for Primary and Complementary Piles

| Type of Set | Primary Pile N Cards | Number of Unique Sets | Complementary Pile 81-N Cards | Number of Unique Sets |
|-------------|-------------------------|-------------------------------------|----------------------------------|---|
| Internal | | | □ □ □ | S_C |
| Crossover | □ | | □ □ | $[(81-N) \cdot (80-N) / 2] - 3 \cdot S_C$ |
| Crossover | □ □ | $[N \cdot (N-1) / 2] - 3 \cdot S_P$ | □ | |
| Internal | □ □ □ | S_P | | |

It is important to recognize that there will always be 1,080 unique Sets present between the two piles. Sets never disappear from the deck – they just appear in the form of a Crossover! However, our primary interest is in Internal Sets – the ones that can occur exclusively within a pile of cards.

Totaling the formulas highlighted in the table yields the following equation:

$$[N \cdot (N-1) / 2] - 3 \cdot S_P + S_P + [(81-N) \cdot (80-N) / 2] - 3 \cdot S_C + S_C = 1,080$$

$$2 \cdot (S_P + S_C) = [N \cdot (N-1) / 2] + [(81-N) \cdot (80-N) / 2] - 1,080$$

$$2 \cdot (S_P + S_C) = (N^2 - N + 6,480 - 161 \cdot N + N^2) / 2 - 1,080$$

$$2 \cdot (S_P + S_C) = (4,320 + 2 \cdot N^2 - 162 \cdot N) / 2$$

$$S_P + S_C = (N^2 - 81 \cdot N + 2,160) / 2$$

The last formula indicates that the total number of unique Internal Sets for the Primary Pile and its Complementary Pile is $(N^2 - 81 \cdot N + 2,160) / 2$. A graph of this function is provided on page 14. This function is useful because, it tells us that, if a Primary Pile of N cards does not contain any Internal Sets, its Complementary Pile must contain exactly $(N^2 - 81 \cdot N + 2,160) / 2$ Internal Sets.

It is also worth noting that the above formula could be derived directly by realizing that, before we begin partitioning the deck, there are 1,080 unique Sets within the 81 cards. For every card that is removed from the original deck and transferred to a second pile, we initially subtract 40 Sets from the Set count because each card accounts for 40 Sets. However, we must add back an adjustment equal to the number of pairs formed from the N cards placed in the second pile because we gain either Crossover or Internal Sets, from the transfer, equal to the number of pairs occurring in this pile. In mathematical terms, we have

$$S_P + S_C = 1,080 - \underline{40 \cdot N} + \underline{N \cdot (N-1) / 2} = (N^2 - 81 \cdot N + 2,160) / 2$$

This formula is identical to the one above! One final observation is that the underlined terms in the above equation can be combined in the following way:

$$N \cdot (N-1) / 2 - 40 \cdot N = (N^2 - 81 \cdot N) / 2 = N \cdot (81-N) / 2$$

The last expression represents the total number of Crossover Sets. In words, the formula we have developed states:

$$\begin{aligned} \text{Total number of Internal Sets} &= \text{Total number of unique Sets} - \text{Total number of Crossover Sets} \\ \text{or} \\ \text{Total number of unique Sets} &= \text{Total number of Internal Sets} + \text{Total number of Crossover Sets} \end{aligned}$$

General Formula for the Total Internal Set Count (Number of Properties = P, Number of Choices = C)

The reasoning used in the development of the total internal SET formula for a deck of cards with 4 properties and 3 choices per property can be extended to produce a general formula for a C^P card deck, where there are P properties and C choices per property, but the rules for forming Sets are the same as those for the SET card game. This formula uses the following facts:

- There are a total of $[C^P \cdot (C^P - 1)] / 6$ unique Sets in the entire deck
- Every card appears in $(C^P - 1) / 2$ Sets
- There are a total of $[N \cdot (N - 1)] / 2$ Sets (both Crossover and Internal) that can be formed from the pairs within an N card pile of cards.

The total number of Internal Sets for N cards chosen from a C^P card deck, where there are P properties and C choices per property is then

$$\begin{aligned} &[C^P \cdot (C^P - 1)] / 6 - [(C^P - 1) / 2] \cdot N + [N \cdot (N - 1)] / 2 \\ &= [(C^P - 1) \cdot (C^P - 3 \cdot N) / 6] + [N \cdot (N - 1)] / 2 \end{aligned}$$

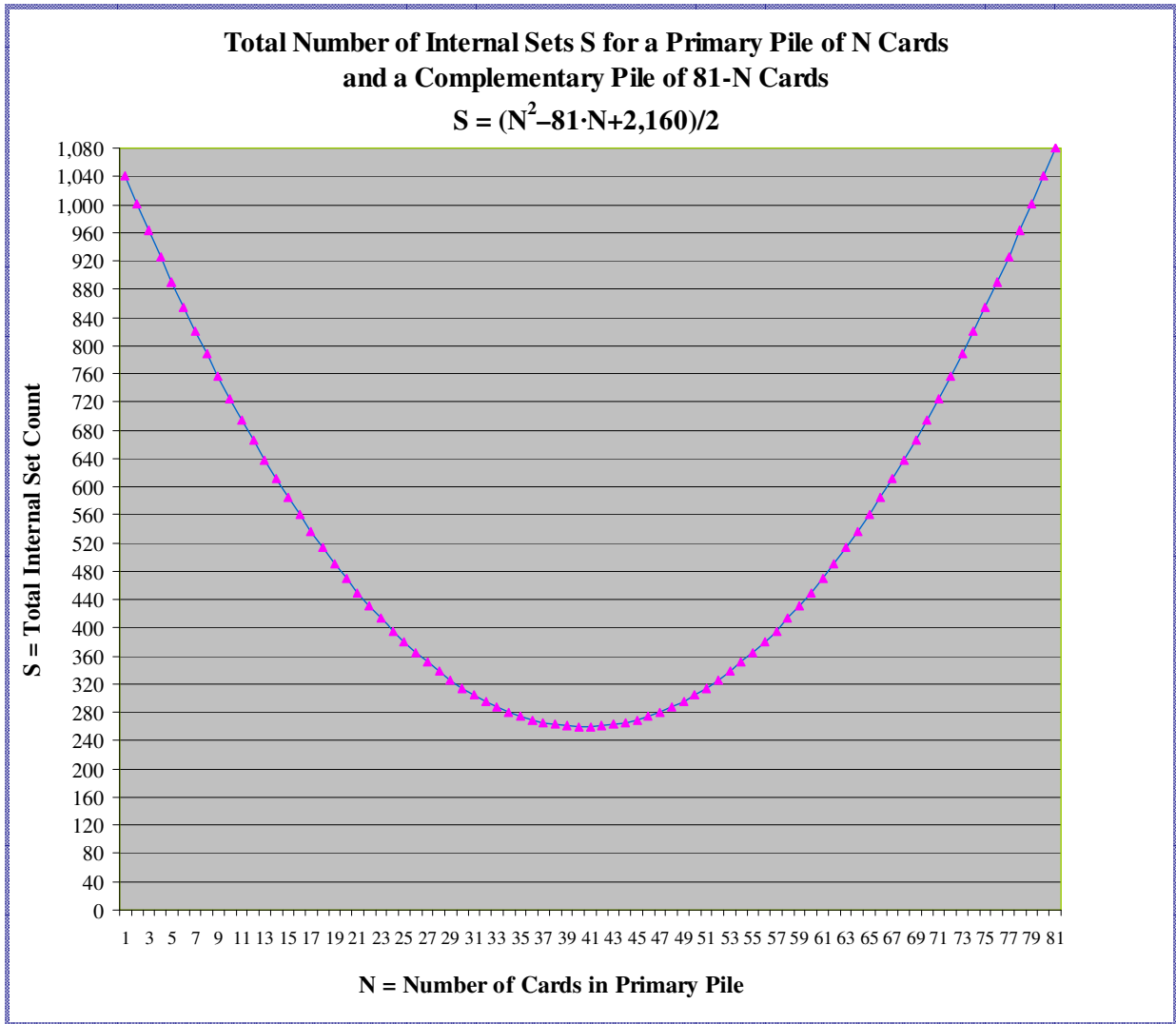
For example, applying this general formula to the card game SET, in which P = 4 and C = 3, we find that there are a total 470 total Internal Sets when N = 61. This is an important number, which we will come back to later.

For the case P = 5, it has been proven that the maximum number of cards without an Internal Set is 45 (for a detailed discussion, see, for example, the excellent paper, *The Card Game Set*, by Benjamin Lent Davis and Diane Maclagan). Five properties require an $81 \times 3 = 243$ card deck. Using the above formula, with P = 5, C = 3, and N = 45, we know that in order for 45 of the cards to have no Internal Set present, the other 198 cards must contain exactly 5,346 Internal Sets. I have verified that the illustration, found in the paper, does satisfy this requirement.

Now, if it were possible to develop a function for the maximum number of Internal Sets within a Primary Pile, it would be easy to determine the maximum number of cards that did not contain a Set. By calculating all of the values for the maximum Internal Set function and all of the values for the function of the total number of Internal Sets, and comparing the two results for each value of N, we could obtain a permissible range of values for which the Complementary Pile would contain all of the Internal Sets and the Primary Pile would be Setless. The maximum number of Internal Sets for one Pile always yields the minimum number of Internal Sets for the other Pile. We are interested in the cases where the minimum

can be 0. The remainder of this paper will address the matter of determining the maximum Internal Set count.

The graph for the total number of Internal Sets, in an 81 card deck, when the deck is divided into a pile of N cards and a pile of 81-N cards, is shown below.



Set Blocking

Before proceeding with a discussion of the topic of the maximum number of Internal Sets within N cards, it is useful to gain an understanding of the strategy for blocking the formation of all Intracube and Intercube Sets. Blocking all Intracube Sets requires a minimum of 5 cards per cube, or 45 cards in total. But not just any 5 cards will do! In Formations 1 through 6 below, “P” represents a card in the Primary Pile, which is the Pile that we desire to be Setless, and “C” represents a card in the Complementary Pile, which is the set-blocking Pile. Formations 1 and 2 do not block all Sets in the Primary Pile, even though there are five cards present in the Complementary Pile. The Primary Pile forms one Set (shaded in yellow) in both of these formations.

| Formation 1 | | | Formation 2 | | |
|-------------|---|---|-------------|---|---|
| C | C | C | P | C | C |
| C | C | P | C | C | P |
| P | P | P | P | P | C |

| Formation 3 | | | Formation 4 | | |
|-------------|---|---|-------------|---|---|
| C | P | P | C | P | C |
| C | P | P | P | C | P |
| C | C | C | C | P | C |

| Formation 5 | | | Formation 6 | | |
|-------------|---|---|-------------|---|---|
| P | C | P | P | C | P |
| C | C | C | P | C | P |
| P | C | P | C | C | C |

One other difference to note between Formations 1 and 2 and Formations 3 through 6 is that the Complementary Piles in Formations 3 through 6 all form two Sets (shaded in green), which is the maximum number of Sets that can be formed from 5 cards.

The next concept to understand is that we also want to block Intercube Sets, and, as will be shown below, this requires picking more than 5 cards per cube for some of the cubes. The object is to produce a Complementary Pile with the minimum number of cards that blocks the formation of all Internal Sets within the Primary Pile. We can pick any one of Formations 3 through 6 as a starting point, but these are certainly not the only formations that we could use. In fact, because there are 12 lines per cube, 3 cards (points) in every line, and 3 additional lines that can be formed from any one card (point) in a particular line, there are $(12 \times 3 \times 3) / 2 = 54$ unique formations where five cards make two lines, out of the total of 126 ways to choose five cards from nine! However, it is unimportant which formation of five cards we choose, so long as we choose one that contains two Sets.

Let us choose Formation 4 and use this for Cube 1, as labeled in the illustration of all the cards found on page 6. If we choose the same formation for Cube 2, we are then faced with picking all nine cards in

Cube 3 in order to block Set formations for the eight cards in the Primary Pile. This is demonstrated in the following diagram.

| | | |
|---|---|---|
| C | P | C |
| P | C | P |
| C | P | C |

| | | |
|---|---|---|
| C | P | C |
| P | C | P |
| C | P | C |

| | | |
|----|----|----|
| 2X | 1X | 2X |
| 1X | 4X | 1X |
| 1X | 2X | 2X |

The notation in Cube 3 indicates all of the squares which must be blocked (“X” marks the spot!) in order to prevent the formation of Internal Sets for the Primary Pile of eight cards (four in Cube 1, four in Cube 2). The numbers in front of all of the “Xs” represent the number of Sets which are formed by these eight cards. In total, there are $4 \times 4 = 16$ Sets, and the middle card in Cube 3 is responsible for 4 of them. So if we used the above formation, we would have to add all nine cards in Cube 3 to the Complementary Pile in order to block all 16 Sets for the Primary Pile. However, keep in mind that we want to use as few of the cards in the Complementary Pile as possible.

If, instead, we use Formation 5 for Cube 2, we discover that only eight cards from Cube 3 are needed from the Complementary Pile (see the diagram below). Other Formations can be tried, but no less than eight cards are needed to block all 16 of the Intercube Sets for the Primary Pile.

| | | |
|---|---|---|
| C | P | C |
| P | C | P |
| C | P | C |

| | | |
|---|---|---|
| P | C | P |
| C | C | C |
| P | C | P |

| | | |
|----|----|----|
| 2X | 2X | 2X |
| 2X | | 2X |
| 2X | 2X | 2X |

It is important to recall the Set-forming cube combinations summarized at the top of page 8. The correct choices for Cubes 4 and 7, which form Sets with Cube 1, are the same ones used for Cubes 2 and 3, respectively. We now arrive at the following card selections, which demonstrate a Setless collection of 14 cards for the Primary Pile.

| | | |
|---|---|---|
| C | P | C |
| P | C | P |
| C | P | C |

| | | |
|---|---|---|
| P | C | P |
| C | C | C |
| P | C | P |

| | | |
|---|---|---|
| C | C | C |
| C | P | C |
| C | C | C |

| | | |
|---|---|---|
| P | C | P |
| C | C | C |
| P | C | P |

| | | |
|--|--|--|
| | | |
| | | |
| | | |

| | | |
|--|--|--|
| | | |
| | | |
| | | |

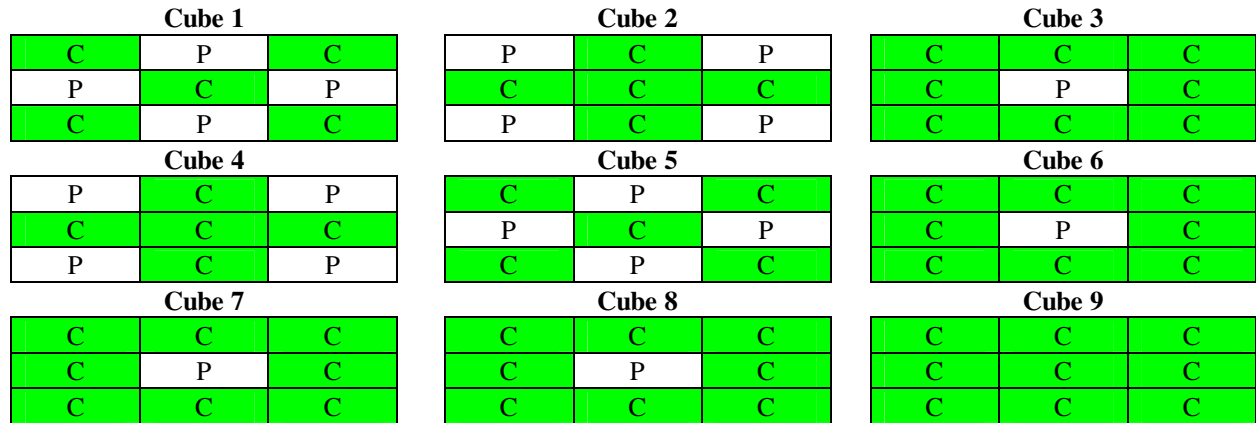
| | | |
|---|---|---|
| C | C | C |
| C | P | C |
| C | C | C |

| | | |
|--|--|--|
| | | |
| | | |
| | | |

| | | |
|--|--|--|
| | | |
| | | |
| | | |

The choices for the remaining card formations in Cubes 5 through 9 are forced. The cards in Cubes 2, 4, and 9 form Sets, and because the patterns for Cubes 2 and 4 are identical, we must select all nine cards from Cube 9 in order to block the Sets formed by the cards from the Primary Pile. We can now pick 5 cards for the Complementary Pile in Cube 5, but if we choose the same formation as was used for Cube 2 or 4, we are forced to pick 9 cards from Cube 6. A better choice is the formation in Cube 1.

Our final choices for Cubes 6 and 8 require eight cards in each cube in the same formation used for Cubes 3 and 7. The complete diagram is shown below.



We observe that we need at least 61 cards in the Complementary Pile to block all Internal Sets for the Primary Pile. The number of Intracube and Intercube Sets are as follows:

| Cube # | # of Cards | # of Intracube Sets |
|--------------|------------|---------------------|
| 1 | 5 | 2 |
| 2 | 5 | 2 |
| 3 | 8 | 8 |
| 4 | 5 | 2 |
| 5 | 5 | 2 |
| 6 | 8 | 8 |
| 7 | 8 | 8 |
| 8 | 8 | 8 |
| 9 | 9 | 12 |
| Total | 61 | 52 |

| Cube Combination | | | # of Cards | # of Intercube Sets | | |
|------------------|---|---|------------|---------------------|---|------------|
| 1 | 2 | 3 | 5 | 5 | 8 | 24 |
| 1 | 4 | 7 | 5 | 5 | 8 | 24 |
| 1 | 5 | 9 | 5 | 5 | 9 | 25 |
| 1 | 6 | 8 | 5 | 8 | 8 | 36 |
| 2 | 4 | 9 | 5 | 5 | 9 | 25 |
| 2 | 5 | 8 | 5 | 5 | 8 | 24 |
| 2 | 6 | 7 | 5 | 8 | 8 | 36 |
| 3 | 4 | 8 | 8 | 5 | 8 | 36 |
| 3 | 5 | 7 | 8 | 5 | 8 | 36 |
| 3 | 6 | 9 | 8 | 8 | 9 | 64 |
| 4 | 5 | 6 | 5 | 5 | 8 | 24 |
| 7 | 8 | 9 | 8 | 8 | 9 | 64 |
| Total | | | | | | 418 |

The total number of Internal Sets formed by the 61 card Complementary Pile is $418 + 52 = 470$. Applying our earlier formula, we find that the total number of Internal Sets, when the deck is partitioned

into two piles of 61 cards and 20 cards (we can substitute either $N = 20$ or $N = 61$ because of the symmetry), is:

$$(20^2 - 81 \cdot 20 + 2,160) / 2 = 470$$

There are 470 total Internal Sets present, and we have demonstrated that all of them are accounted for by the 61 card pile alone.

Determining the Maximum Number of Internal Sets for N Cards

Developing a general formula for the maximum number of Internal Sets for N cards proved to be a formidable, and unproductive, task. Initially, I thought that the correct approach would be to maximize the Set count in a stepwise progression. Hereafter, I will refer to this as the Consecutive Maximization Method. The basic idea of this approach is to start with an arbitrary pair of cards, select the third card to make a Set with them, and continue on, turn by turn, each time choosing a card that maximized the number of Sets with unused pairs formed from the previous cards. Keep in mind that the ability to maximize the Internal Set count in the Complementary Pile results in a minimum Internal Set count for the Primary Pile.

One immediate difficulty was deciding whether it made a difference which card to choose when a tie occurred for the maximum Internal Set count. It was unclear whether a specific rule needed to be applied in such situations, but it is doubtful as to whether application of such a rule would have produced different results than presented here.

One possible progression through the cards was modeled using a Visual Basic program which applied the Consecutive Maximization Method under the following constraints:

1. The first two cards were chosen from different cubes in order to occupy the maximum number of cubes as quickly as possible. If the selection of the first two cards had been made from the same cube, this would have forced the selection of the next card to also be made from that cube in order to create the first Internal Set.
2. For turn 4, no new Internal Sets are possible because the first three cards were used to generate the first Internal Set, and there are no leftover pairs. Therefore, on this turn, and all turns in which a similar situation arose, the computer was directed to pick a card from a cube from which no card had yet been selected. In general, for turn $3^t + 1$, where $1 \leq t \leq P - 1$, and $P =$ the number of card properties, it is impossible for new Internal Sets to be formed if Internal Set maximization occurred on the prior turn. Therefore, for these particular turns, the choice of cards is unrestricted.
3. When a tie occurred for the maximum Internal Set count on turn t , the “winner” was chosen to be the lowest available card number in a different cube from the cube associated with the

previously selected card which produced a Set. If this was not possible, the lowest numbered available card was chosen.

Although the Visual Basic program was written specifically to analyze the deck of cards for the case $P = 4$, I later decided to generalize the program to handle larger decks. Each card was defined by strings of 1s, 2s, and 3s to represent the three choices for each property. The program was written to automatically generate the deck of cards needed for analysis and the number of cubes necessary to display the solution, and to produce a table with a record of the results by turn and a diagram illustrating the solution that it found.

The following diagram illustrates the solution produced by the Visual Basic program for $P = 4$. It represents one possible progression through the cards such that the Internal Set count is maximized each turn, with the solution for each turn building on the cards selected from the prior turns.

The numbers indicate the turn number in which the card in the specified position was chosen. The card formation shown on page 6 for the entire 81 cards could be used to visualize which Sets are created by the card choice. There are many other paths to choose, but they will all yield the same results. For example, we could select our first nine cards from cube 1 and still produce 12 Sets.

| Cube 1 | | | Cube 2 | | | Cube 3 | | |
|--------|----|----|--------|----|----|--------|----|----|
| 1 | 10 | 12 | 2 | 13 | 11 | 3 | 14 | 15 |
| 28 | 30 | 32 | 35 | 38 | 40 | 34 | 39 | 41 |
| 36 | 42 | 44 | 29 | 31 | 33 | 37 | 43 | 45 |
| Cube 4 | | | Cube 5 | | | Cube 6 | | |
| 4 | 16 | 20 | 6 | 21 | 17 | 7 | 22 | 24 |
| 46 | 50 | 52 | 58 | 66 | 68 | 59 | 67 | 69 |
| 60 | 70 | 72 | 47 | 51 | 53 | 61 | 71 | 73 |
| Cube 7 | | | Cube 8 | | | Cube 9 | | |
| 5 | 18 | 23 | 8 | 25 | 19 | 9 | 26 | 27 |
| 48 | 54 | 56 | 62 | 74 | 76 | 63 | 75 | 77 |
| 64 | 78 | 80 | 49 | 55 | 57 | 65 | 79 | 81 |

Column 2 in Table 1 on the next two pages contains the maximum number of additional Internal Sets generated each turn using the Consecutive Maximization Method, and column 3 contains the cumulative counts. Column 4 contains the corrected counts, highlighted in green, which were determined by inspection. For example, it was discovered that 18 cards could produce 36 Internal Sets in two different ways (8, 5, 5 or 6, 6, 6). A graph of the maximum Internal Sets for each card count follows Table 1.

Table 1 – Maximum Internal Set Counts for N Cards

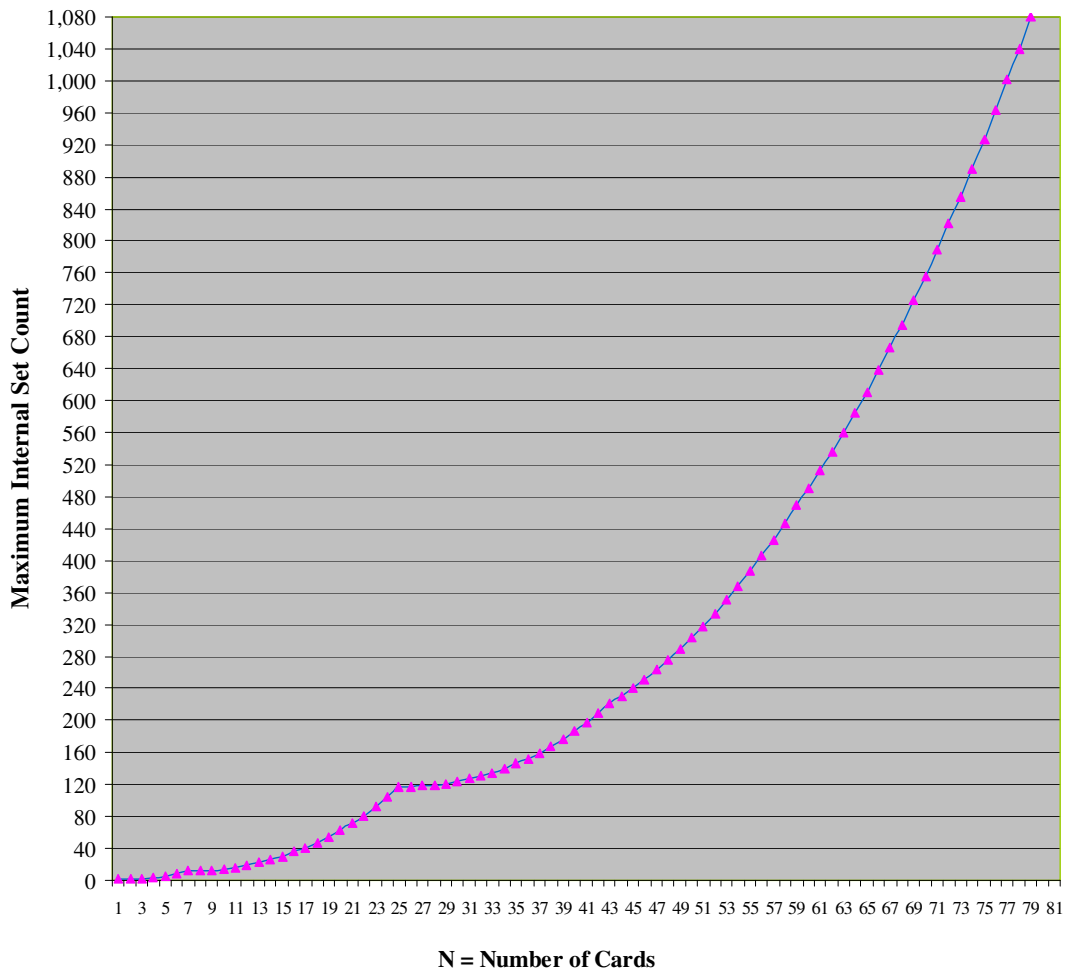
| Number of Cards = N | Additional Internal Sets | Cumulative Maximum Internal Sets for N Cards | Corrected Maximum Internal Sets for N Cards ¹ | Total Internal Set Count for N and 81-N Card Piles | Maximum Internal Set Count for 81-N Cards ¹ | Minimum Number of Internal Sets for N Cards |
|---------------------|--------------------------|--|--|--|--|---|
| 3 | 1 | 1 | 1 | 963 | 963 | 0 |
| 4 | 0 | 1 | 1 | 926 | 926 | 0 |
| 5 | 1 | 2 | 2 | 890 | 890 | 0 |
| 6 | 1 | 3 | 3 | 855 | 855 | 0 |
| 7 | 2 | 5 | 5 | 821 | 821 | 0 |
| 8 | 3 | 8 | 8 | 788 | 788 | 0 |
| 9 | 4 | 12 | 12 | 756 | 756 | 0 |
| 10 | 0 | 12 | 12 | 725 | 725 | 0 |
| 11 | 1 | 13 | 13 | 695 | 695 | 0 |
| 12 | 1 | 14 | 14 | 666 | 666 | 0 |
| 13 | 2 | 16 | 16 | 638 | 638 | 0 |
| 14 | 3 | 19 | 19 | 611 | 611 | 0 |
| 15 | 4 | 23 | 23 | 585 | 585 | 0 |
| 16 | 3 | 26 | 26 | 560 | 560 | 0 |
| 17 | 4 | 30 | 30 | 536 | 536 | 0 |
| 18 | 5 | 35 | 36 | 513 | 513 | 0 |
| 19 | 6 | 41 | 41 | 491 | 491 | 0 |
| 20 | 6 | 47 | 47 | 470 | 470 | 0 |
| 21 | 7 | 54 | 54 | 450 | 447 | 3 |
| 22 | 8 | 62 | 62 | 431 | 425 | 6 |
| 23 | 9 | 71 | 71 | 413 | 406 | 7 |
| 24 | 10 | 81 | 81 | 396 | 388 | 8 |
| 25 | 11 | 92 | 92 | 380 | 369 | 11 |
| 26 | 12 | 104 | 104 | 365 | 351 | 14 |
| 27 | 13 | 117 | 117 | 351 | 334 | 17 |
| 28 | 0 | 117 | 117 | 338 | 318 | 20 |
| 29 | 1 | 118 | 118 | 326 | 303 | 23 |
| 30 | 1 | 119 | 119 | 315 | 289 | 26 |
| 31 | 2 | 121 | 121 | 305 | 276 | 29 |
| 32 | 3 | 124 | 124 | 296 | 264 | 32 |
| 33 | 4 | 128 | 128 | 288 | 252 | 36 |
| 34 | 3 | 131 | 131 | 281 | 241 | 40 |
| 35 | 4 | 135 | 135 | 275 | 231 | 44 |
| 36 | 5 | 140 | 140 | 270 | 222 | 48 |
| 37 | 6 | 146 | 146 | 266 | 209 | 57 |
| 38 | 6 | 152 | 152 | 263 | 197 | 66 |
| 39 | 7 | 159 | 159 | 261 | 186 | 75 |
| 40 | 8 | 167 | 167 | 260 | 176 | 84 |
| 41 | 9 | 176 | 176 | 260 | 167 | 93 |
| 42 | 10 | 186 | 186 | 261 | 159 | 102 |
| 43 | 11 | 197 | 197 | 263 | 152 | 111 |
| 44 | 12 | 209 | 209 | 266 | 146 | 120 |
| 45 | 13 | 222 | 222 | 270 | 140 | 130 |
| 46 | 9 | 231 | 231 | 275 | 135 | 140 |

Table 1 – Maximum Internal Set Counts for N Cards (continued)

| Number of Cards = N | Additional Internal Sets | Cumulative Maximum Internal Sets for N Cards | Corrected Maximum Internal Sets for N Cards ¹ | Total Internal Set Count for N and 81-N Card Piles | Maximum Internal Set Count for 81-N Cards ¹ | Minimum Number of Internal Sets for N Cards |
|---------------------|--------------------------|--|--|--|--|---|
| 47 | 10 | 241 | 241 | 281 | 131 | 150 |
| 48 | 11 | 252 | 252 | 288 | 128 | 160 |
| 49 | 12 | 264 | 264 | 296 | 124 | 172 |
| 50 | 12 | 276 | 276 | 305 | 121 | 184 |
| 51 | 13 | 289 | 289 | 315 | 119 | 196 |
| 52 | 14 | 303 | 303 | 326 | 118 | 208 |
| 53 | 15 | 318 | 318 | 338 | 117 | 221 |
| 54 | 16 | 334 | 334 | 351 | 117 | 234 |
| 55 | 17 | 351 | 351 | 365 | 104 | 261 |
| 56 | 18 | 369 | 369 | 380 | 92 | 288 |
| 57 | 19 | 388 | 388 | 396 | 81 | 315 |
| 58 | 18 | 406 | 406 | 413 | 71 | 342 |
| 59 | 19 | 425 | 425 | 431 | 62 | 369 |
| 60 | 20 | 445 | 447 | 450 | 54 | 396 |
| 61 | 21 | 466 | 470 | 470 | 47 | 423 |
| 62 | 22 | 488 | 491 | 491 | 41 | 450 |
| 63 | 23 | 511 | 513 | 513 | 36 | 477 |
| 64 | 24 | 535 | 536 | 536 | 30 | 506 |
| 65 | 25 | 560 | 560 | 560 | 26 | 534 |
| 66 | 25 | 585 | 585 | 585 | 23 | 562 |
| 67 | 26 | 611 | 611 | 611 | 19 | 592 |
| 68 | 27 | 638 | 638 | 638 | 16 | 622 |
| 69 | 28 | 666 | 666 | 666 | 14 | 652 |
| 70 | 29 | 695 | 695 | 695 | 13 | 682 |
| 71 | 30 | 725 | 725 | 725 | 12 | 713 |
| 72 | 31 | 756 | 756 | 756 | 12 | 744 |
| 73 | 32 | 788 | 788 | 788 | 8 | 780 |
| 74 | 33 | 821 | 821 | 821 | 5 | 816 |
| 75 | 34 | 855 | 855 | 855 | 3 | 852 |
| 76 | 35 | 890 | 890 | 890 | 2 | 888 |
| 77 | 36 | 926 | 926 | 926 | 1 | 925 |
| 78 | 37 | 963 | 963 | 963 | 1 | 962 |
| 79 | 38 | 1,001 | 1,001 | 1,001 | 0 | 1,001 |
| 80 | 39 | 1,040 | 1,040 | 1,040 | 0 | 1,040 |
| 81 | 40 | 1,080 | 1,080 | 1,080 | 0 | 1,080 |

¹Highlighted cases represent adjustments made from arrangements found to yield a higher count.

Maximum Number of Internal Sets for N Cards from an 81 Card Deck



Maximum Number of Internal Sets for Card Selection Restricted to 3 Cubes

In most cases, the Consecutive Maximization Method, with $P = 4$, produces results that likely cannot be improved upon. In fact, for $N = 9$ and $N = 27$, the results are verifiable because all pairs of cards are used to produce Internal Sets. With $N = 9$, there are 36 pairs and a maximum of $36/3 = 12$ Internal Sets. With $N = 27$, there are $27 \cdot 26 / 2 = 351$ pairs and a maximum of $351/3 = 117$ Internal Sets. Both of these results were produced by the Consecutive Maximization Method. For $N = 4$, $N = 10$, and $N = 28$, additional Internal Sets cannot be formed because there are no new available pairs.

The case of 36 Internal Sets being possible for $N = 18$ provides evidence that building off of prior solutions does not always work. For $N = 61$, we have already demonstrated that 470 Internal Sets can be constructed. The case of 447 Internal Sets for $N = 60$ was discovered by working backwards from the solution for $N = 61$. For $N = 61$, the Consecutive Maximization Method yields a solution of 466 maximum Internal Sets, which is only 4 less than the known solution of 470.

One approach that can be used to verify the maximum Internal Set counts is to decompose each of the card counts into all of the combinations of numbers that sum to the respective count and to determine how many Sets each arrangement is capable of producing. The question, "What is the maximum number of Internal Sets for N Cards?" can be restated as, "What is the optimal way to choose cards from each cube, so that the total number of cards chosen produces the maximum number of Internal Sets?" For example, 12 cards could be represented as $9 + 3$ in 2 cubes, $6+3+3$ in 3 cubes, $2+2+2+3+3$ in 5 cubes, $1+1+1+3+3+3$ in 6 cubes, et cetera. Of course, there are many other unique decompositions of the number 12 (69 to be exact). What we are interested in knowing is which arrangement produces the maximum number of Internal Sets for the 12 cards selected.

The idea is choose cards from as many cubes as required, but in a particular order, keeping in mind the line formations of the cubes. One method for cube selection is outlined in the table below.

| Number of Cubes Required for Solution | Cubes Used for Card Selection |
|---------------------------------------|-------------------------------|
| 1 | 1 |
| 2 | 1 and 2 |
| 3 | 1, 2, and 3 |
| 4 | 1, 2, 3, and 4 |
| 5 | 1, 2, 3, 4, and 7 |
| 6 | 1, 2, 3, 4, 7, and 5 |
| 7 | 1, 2, 3, 4, 7, 5, and 6 |
| 8 | 1, 2, 3, 4, 7, 5, 6, and 8 |
| 9 | 1, 2, 3, 4, 7, 5, 6, 8, and 9 |

The cube numbering matches the labeling used on page 6. Note the following dependencies after the cards in the first two cubes are selected:

1. The cards chosen from cube 3 depend on the pairs of cards chosen in cubes 1 and 2.
2. The cards chosen from cube 7 depend on the pairs of cards chosen in cubes 1 and 4.
3. The cards chosen from cube 5 depend on pairs of cards chosen in cubes 3 and 7.
4. The cards chosen from cube 6 depend on the pairs of cards chosen in cubes 4 and 5 and cubes 2 and 7.
5. The cards chosen from cube 8 depend on the pairs of cards chosen in cubes 2 and 5, cubes 3 and 4, and cubes 1 and 6.
6. The cards chosen from cube 9 depend on the pairs of cards chosen in cubes 1 and 5, cubes 2 and 4, cubes 3 and 6, and cubes 7 and 8.

The task of evaluating the total number of Internal Sets formed becomes rather complicated once you get beyond six cubes because of the multiple constraints that must be satisfied. The problem we are confronted with is similar to solving multiple equations in multiple unknowns. The “variables” or “unknowns” in this case are the cube configurations which block the formation of all Internal Sets for the Primary Pile and which maximize the Internal Set count for the Complementary Pile.

In some cases, it may not be possible to maximize the Internal Set count, in every direction, with a particular configuration. For example, we already know that 36 Internal Sets can be produced with an 18 card collection. Because it is possible to pick 2 cards in each of three cubes and produce 4 Internal Sets from this combination, we might wrongly conclude that we can select 2 cards from each of the nine cubes to get 18 cards and produce $4 \times 9 = 36$ Internal Sets. However, it can be demonstrated that it is only possible to form 34 Internal Sets with this arrangement.

Another complication with trying to find cube combinations that yield the maximum Internal Set count is that there are a total of 48,609 different representations for the sums 3 through 81! However, only arrangements where there are at least five cards in a cube have to be analyzed because five cards is the minimum number of cards required to block all Intracube Sets. If we restrict our attention to these configurations, there are 9,074 cube combinations to consider.

I decided to take the first step by determining the maximum number of Internal Sets that can be produced by restricting the card selection to 3 cubes, which form the building blocks of all combinations. The maximums are summarized in Table 2 on the next three pages. The table is sorted with the Set counts in descending order by total card count and cube card combination. The optimal solutions for each combination are highlighted, but it should be noted that all arrangements, with the specified number of cards, will not always work. However, there is at least one arrangement that will produce the maximum Internal Set count indicated in the table. It is interesting to note that neither of the possible solutions for

the maximum Internal Set count for $N = 18$ involve 3 or 9 card selections for one of the three cubes. Finally, for $N \geq 23$, any of the possible combinations will produce the maximum Internal Set count.

Table 2 - Maximum Internal Sets for 3 Cube Card Selections

| Sum | 3 Cube Card Combination | Maximum Internal Set Count | Sum | 3 Cube Card Combination | Maximum Internal Set Count |
|-----|-------------------------|----------------------------|-----|-------------------------|----------------------------|
| 3 | 111 | 1 | 11 | 911 | 13 |
| 4 | 211 | 1 | 11 | 533 | 13 |
| 5 | 311 | 2 | 11 | 443 | 13 |
| 5 | 221 | 2 | 11 | 821 | 10 |
| 6 | 321 | 3 | 11 | 632 | 10 |
| 6 | 222 | 3 | 11 | 542 | 10 |
| 6 | 411 | 2 | 11 | 731 | 9 |
| 7 | 331 | 5 | 11 | 722 | 9 |
| 7 | 322 | 5 | 11 | 551 | 9 |
| 7 | 511 | 3 | 11 | 641 | 8 |
| 7 | 421 | 3 | 12 | 921 | 14 |
| 8 | 332 | 8 | 12 | 633 | 14 |
| 8 | 431 | 5 | 12 | 543 | 14 |
| 8 | 422 | 5 | 12 | 444 | 14 |
| 8 | 611 | 4 | 12 | 831 | 12 |
| 8 | 521 | 4 | 12 | 822 | 12 |
| 9 | 333 | 12 | 12 | 732 | 12 |
| 9 | 432 | 8 | 12 | 552 | 12 |
| 9 | 711 | 6 | 12 | 642 | 11 |
| 9 | 531 | 6 | 12 | 741 | 10 |
| 9 | 522 | 6 | 12 | 651 | 10 |
| 9 | 441 | 6 | 13 | 931 | 16 |
| 9 | 621 | 5 | 13 | 922 | 16 |
| 10 | 433 | 12 | 13 | 733 | 16 |
| 10 | 811 | 9 | 13 | 643 | 16 |
| 10 | 532 | 9 | 13 | 553 | 16 |
| 10 | 442 | 9 | 13 | 544 | 16 |
| 10 | 721 | 7 | 13 | 832 | 15 |
| 10 | 631 | 7 | 13 | 742 | 14 |
| 10 | 622 | 7 | 13 | 652 | 14 |
| 10 | 541 | 7 | 13 | 841 | 13 |
| | | | 13 | 751 | 12 |
| | | | 13 | 661 | 12 |

Table 2 - Maximum Internal Sets for 3 Cube Card Selections (continued)

| Sum | 3 Cube Card Combination | Maximum Internal Set Count | Sum | 3 Cube Card Combination | Maximum Internal Set Count |
|------------|--------------------------------|-----------------------------------|------------|--------------------------------|-----------------------------------|
| 14 | 932 | 19 | 17 | 953 | 30 |
| 14 | 833 | 19 | 17 | 944 | 30 |
| 14 | 743 | 19 | 17 | 854 | 30 |
| 14 | 554 | 19 | 17 | 773 | 30 |
| 14 | 653 | 18 | 17 | 764 | 30 |
| 14 | 644 | 18 | 17 | 755 | 30 |
| 14 | 941 | 17 | 17 | 665 | 30 |
| 14 | 842 | 17 | 17 | 863 | 29 |
| 14 | 752 | 17 | 17 | 962 | 27 |
| 14 | 662 | 16 | 17 | 872 | 27 |
| 14 | 851 | 15 | 17 | 971 | 24 |
| 14 | 761 | 14 | 17 | 881 | 24 |
| 15 | 933 | 23 | 18 | 855 | 36 |
| 15 | 744 | 23 | 18 | 666 | 36 |
| 15 | 663 | 23 | 18 | 954 | 35 |
| 15 | 555 | 23 | 18 | 864 | 35 |
| 15 | 843 | 22 | 18 | 774 | 35 |
| 15 | 654 | 22 | 18 | 765 | 35 |
| 15 | 942 | 21 | 18 | 963 | 34 |
| 15 | 753 | 21 | 18 | 873 | 34 |
| 15 | 852 | 20 | 18 | 972 | 31 |
| 15 | 951 | 19 | 18 | 882 | 31 |
| 15 | 762 | 19 | 18 | 981 | 28 |
| 15 | 861 | 17 | 19 | 955 | 41 |
| 15 | 771 | 17 | 19 | 865 | 41 |
| 16 | 943 | 26 | 19 | 775 | 41 |
| 16 | 844 | 26 | 19 | 766 | 41 |
| 16 | 763 | 26 | 19 | 964 | 40 |
| 16 | 754 | 26 | 19 | 874 | 40 |
| 16 | 664 | 26 | 19 | 973 | 39 |
| 16 | 655 | 26 | 19 | 883 | 39 |
| 16 | 853 | 25 | 19 | 982 | 36 |
| 16 | 952 | 24 | 19 | 991 | 33 |
| 16 | 862 | 23 | | | |
| 16 | 772 | 23 | | | |
| 16 | 961 | 21 | | | |
| 16 | 871 | 20 | | | |

Table 2 - Maximum Internal Sets for 3 Cube Card Selections (continued)

| Sum | 3 Cube Card Combination | Maximum Internal Set Count |
|------------|--------------------------------|-----------------------------------|
| 20 | 965 | 47 |
| 20 | 875 | 47 |
| 20 | 866 | 47 |
| 20 | 776 | 47 |
| 20 | 974 | 46 |
| 20 | 884 | 46 |
| 20 | 983 | 45 |
| 20 | 992 | 42 |
| 21 | 975 | 54 |
| 21 | 966 | 54 |
| 21 | 885 | 54 |
| 21 | 876 | 54 |
| 21 | 777 | 54 |
| 21 | 984 | 53 |
| 21 | 993 | 52 |
| 22 | 985 | 62 |
| 22 | 976 | 62 |
| 22 | 886 | 62 |
| 22 | 877 | 62 |
| 22 | 994 | 61 |
| 23 | 995 | 71 |
| 23 | 986 | 71 |
| 23 | 977 | 71 |
| 23 | 887 | 71 |
| 24 | 996 | 81 |
| 24 | 987 | 81 |
| 24 | 888 | 81 |
| 25 | 997 | 92 |
| 25 | 988 | 92 |
| 26 | 998 | 104 |
| 27 | 999 | 117 |

The Maximum Number of Internal Sets for N Cards and Number of Properties P = 4

This section will discuss a general strategy to employ in order to maximize the Internal Set count for each particular value of N, $3 \leq N \leq 81$. Appendix I contains illustrations of some of the possible card selections that can be made to produce the maximum number of Internal Sets for a particular value of N. These illustrations were produced by inspection of the cards and differ from the solutions that can be derived from the diagram on page 19. The Internal Set counts agree, except in the cases noted below.

The first thing to recognize is that the strategy for picking the first 45 cards is different from the strategy for picking the last 36 cards. As noted earlier, there are a few check points throughout the process. We already know the maximum Internal Set counts for $N = 9$ and $N = 27$ are 12 and 117, respectively. In determining the maximum for the first 27 cards, there is no advantage in selecting cards from more than 3 cubes because at least 5 cards are required, from each of the nine cubes, to block all Intracube Set formations. So whether we pick the top row of 3 cards from each of the nine cubes, or pick 9 cards from 3 cubes, the outcome will be the same. Therefore, for $N \leq 27$, we restrict our attention to selecting cards from cubes 1, 2, and 3. Note that any other line-forming cube combination could be used, but we will use this one for simplicity.

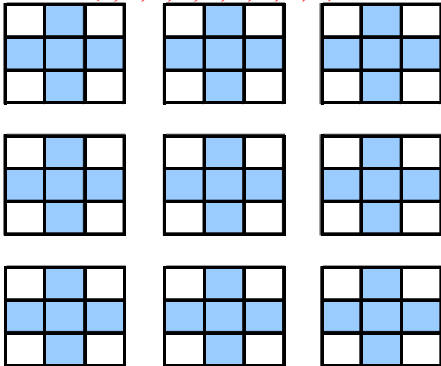
Once we have chosen our first 9 cards, we are out of pairs to form any more Sets. Therefore, the 10th card we select will not increase the Internal Set count. We reach a maximum Internal Set count of 12 for both $N = 9$ and $N = 10$. Our first critical position arises at $N = 18$. The optimal solution calls for either a 3 cube combination of 8, 5, 5 or 6, 6, 6, but we are unable to reach either of these positions from the ones shown in the preceding diagram found on page 36. Therefore, we must start over and select cards so that we can form 36 Internal Sets from the 18 cards.

We can build off the optimal solution at $N = 18$ and proceed with the Consecutive Maximization Method, beginning with $N = 19$. However, when we reach $N = 27$, we will have used up all pairs and be in the same position that we were in after $N = 9$. The best we can do for cards 28 through 45 is to form Intercube Sets with either cube 1, 2, or 3. We will follow the cube selection process outlined on page 23 and create an "L" formation by using cubes 4 and 7 for our next card selections. When we reach $N = 45$ cards, the maximum Internal Set count will be 117 (first 27 cards) + 81 (new Intercube Sets) + 24 (new Intracube Sets) = 222 . Therefore, the maximum Internal Set count for N between 28 and 45 will fall in the range of 117 and 222.

It is worth noting that, if we use one of the 5-card blocking formations in each of the nine cubes, we can also produce 222 Internal Sets for $N = 45$. One possible choice is illustrated on the next page.

Although we have blocked all Intracube Sets, there are still 48 Intercube Sets formed by the Primary Pile of 36 cards remaining.

$N = 45 (5, 5, 5, 5, 5, 5, 5, 5, 5) = 222$ Internal Sets



Beginning with card 46, our strategy shifts to choosing cards from all of the remaining cubes and substituting the 5-card block at the appropriate time. There are four remaining cubes for which no cards have yet been chosen, so it will take at least four more turns until cards have been picked from all nine cubes. We can maximize the Internal Set count by successively picking the optimal card from cubes 5, 6, 8, or 9. However, we reach another critical point at $N = 59$.

Diagram A

$N = 59 (9, 9, 9, 9, 9, 4, 4, 3, 3) = 425$ Internal Sets

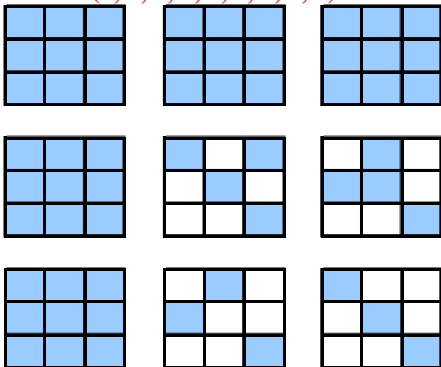
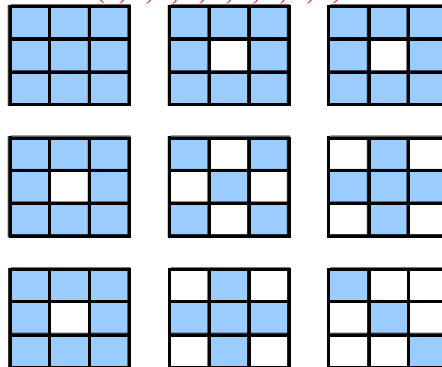


Diagram B

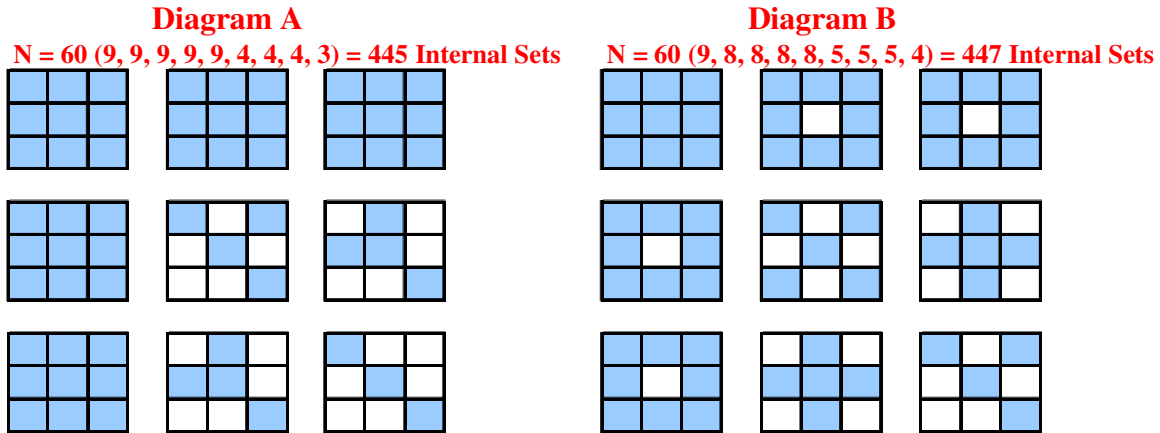
$N = 59 (9, 8, 8, 8, 8, 5, 5, 5, 3) = 425$ Internal Sets



In Diagram A, the card in the bottom right corner in both cubes 6 and 8 does not fit the pattern of the known solution at $N = 61$. Also, there are two suboptimal configurations for the sum 22 using the triple of cards 9,9,4. This triple generates 61 Internal Sets instead of the maximum of 62. We need to determine if there is a benefit to exchanging our card choices for the middle card in cubes 2, 3, 4, and 7 and making new card choices for cubes 6 and 8. However, as seen by the configuration in Diagram B, switching cards does not do us any good yet because we still produce only 425 Internal Sets.

A lesson to be learned from this example is that the presence of a suboptimal 3 cube configuration alone does not prevent us from maximizing the Internal Set count.

For $N = 60$, a different picture emerges. We can choose another card from either of the above patterns. The two resulting solutions for $N = 60$ are as follows:



As shown in Diagram B, the re-selection of cards at N = 60 to create the 5-card block yields two more Internal Sets than what can be accomplished with the configuration in Diagram A. This outcome suggests that a good strategy is to replace suboptimal 3 cube configurations when they occur and make our next card choice from the improved arrangement.

For our 61st card, we complete the “X” formation in cube 9 by selecting the card in the lower left corner of this cube. For subsequent turns, any of the remaining selections will maximize the Internal Set count.

Patterns from the Consecutive Maximization Method

Three interesting patterns emerged from application of the Consecutive Maximization Method. The first one is that the solution for P = 3, 4, 5, and 6 was consistently of the form 2^P .

The second pattern, which was not immediately apparent, is related to the difference between the known solution for the maximum number of cards without an Internal Set and the solution predicted by examining the output from the Consecutive Maximization Method. The table below shows a comparison of the results.

| P = Number of Properties | Maximum Number of Setless Cards | | Difference Between Actual and Predicted Solution | Predicted Error In Modeled Result |
|--------------------------|---------------------------------|------------|--|-----------------------------------|
| | Known | Modeled | | |
| 3 | 9 | $8 = 2^3$ | 1 | 1 |
| 4 | 20 | $16 = 2^4$ | 4 | 4 |
| 5 | 45 | $32 = 2^5$ | 13 | 13 |
| 6 | 112, 113, or 114 | $64 = 2^6$ | 48, 49, or 50 | 40 |

For P = 3, 4, and 5, the differences between the modeled solution and the known solution for the maximum number of Setless cards matched the values from the formula

$$(3^{P-2} - 1) / 2 = \text{number of Intercube line formations per cube}$$

The last formula results from the following facts for a deck with P properties.

1. There are 3^P cards in the deck.
2. It takes 3^{P-2} cubes to represent the Sets for the 3^P cards.
3. There are $[3^{P-2} \cdot (3^{P-2} - 1)] / 2$ pairs of cube line formations that are the basis for all Intercube Sets.

The number of Intercube line formations per cube is then $(3^{P-2} - 1) / 2$, which is the pattern produced by the solutions for P = 3, 4, and 5.

The third and final pattern that emerged is related to the difference between the maximum number of Internal Sets produced by the Complementary Pile, for the known solutions, and the modeled maximum number of Internal Sets produced by the Current Maximization Method. The results are summarized in the table below.

| P = Number of Properties | Number of Cards in Deck | Known Maximum Number of Setless Cards | Number of Cards in Complementary Pile | Maximum Number of Internal Sets for Complementary Pile | | Difference |
|--------------------------|-------------------------|---------------------------------------|---------------------------------------|--|---------|------------|
| | | | | Known | Modeled | |
| 3 | 27 | 9 | 18 | 36 | 35 | 1 |
| 4 | 81 | 20 | 61 | 470 | 466 | 4 |
| 5 | 243 | 45 | 198 | 5,333 | 5,346 | 13 |

The above pattern for the differences also fits the formula $(3^{P-2} - 1) / 2$. For N = 3, 4, and 5, the maximum number of Setless cards, for P properties, can be expressed by the formula,

$$2^P + [(3^{P-2} - 1)] / 2 = [2^{P+1} + (3^{P-2} - 1)] / 2$$

Although a solution to the problem of the maximum number of cards that can occur without an Internal Set has not yet been solved for the deck with 6 properties, the answer has been demonstrated, using higher level mathematics, to be either N = 112, N = 113, or N = 114. Therefore, the actual card count difference between the modeled solution of 64 and this possible range of solutions has to be 48, 49, or 50, all of which are different from the result of 40 predicted by the formula $(3^{P-2} - 1) / 2$. For P = 6, the above formula yields the result 104 cards, which does not match any of the possible solutions.

Using the general formula developed earlier, we can determine the number of Internal Sets that must be present in the Complementary Piles in order for the proposed maximum to be the correct solution. These values are summarized on the next page.

Internal Set Count with $3^6 = 729$ Card Deck and $112 \leq N \leq 114$

| Possible Maximum Number of Setless Cards N | Number of Cards in Complementary Pile | Number of Internal Sets Complementary Pile Must Form if N is Solution | Number of Internal Sets Modeled for Complementary Pile | Difference |
|--|---------------------------------------|---|--|------------|
| 112 | 617 | 53,900 | 53,820 | 80 |
| 113 | 616 | 53,648 | 53,565 | 83 |
| 114 | 615 | 53,397 | 53,311 | 86 |

Once again, the possible differences do not fit the preceding pattern. It remains to be shown which one of the above values is the correct solution. I have included the diagrams produced by the Consecutive Maximization Method for $P = 3, 4, 5$, and 6 as well as the known solutions for $P = 3, 4$, and 5 . The Consecutive Maximization Method appears to have some merit and may be worth investigating further. For example, although the Consecutive Maximization Method does not yield the optimal result for the maximum number of Setless cards, it does provide a lower bound. For example, for $P = 6$, we know that the maximum cannot be lower than 64 cards.

If the solution produced by the Consecutive Maximization Method can be shown to always be of the form 2^P , where $P =$ number of properties, and the correction adjustment can also be expressed as a formula, then we can know, by a quick calculation, the maximum number of cards for any size deck of cards, where there are P properties and the number of features for each property is three. The only drawback would be the inability to automatically translate the answer into a diagram.

Conclusion

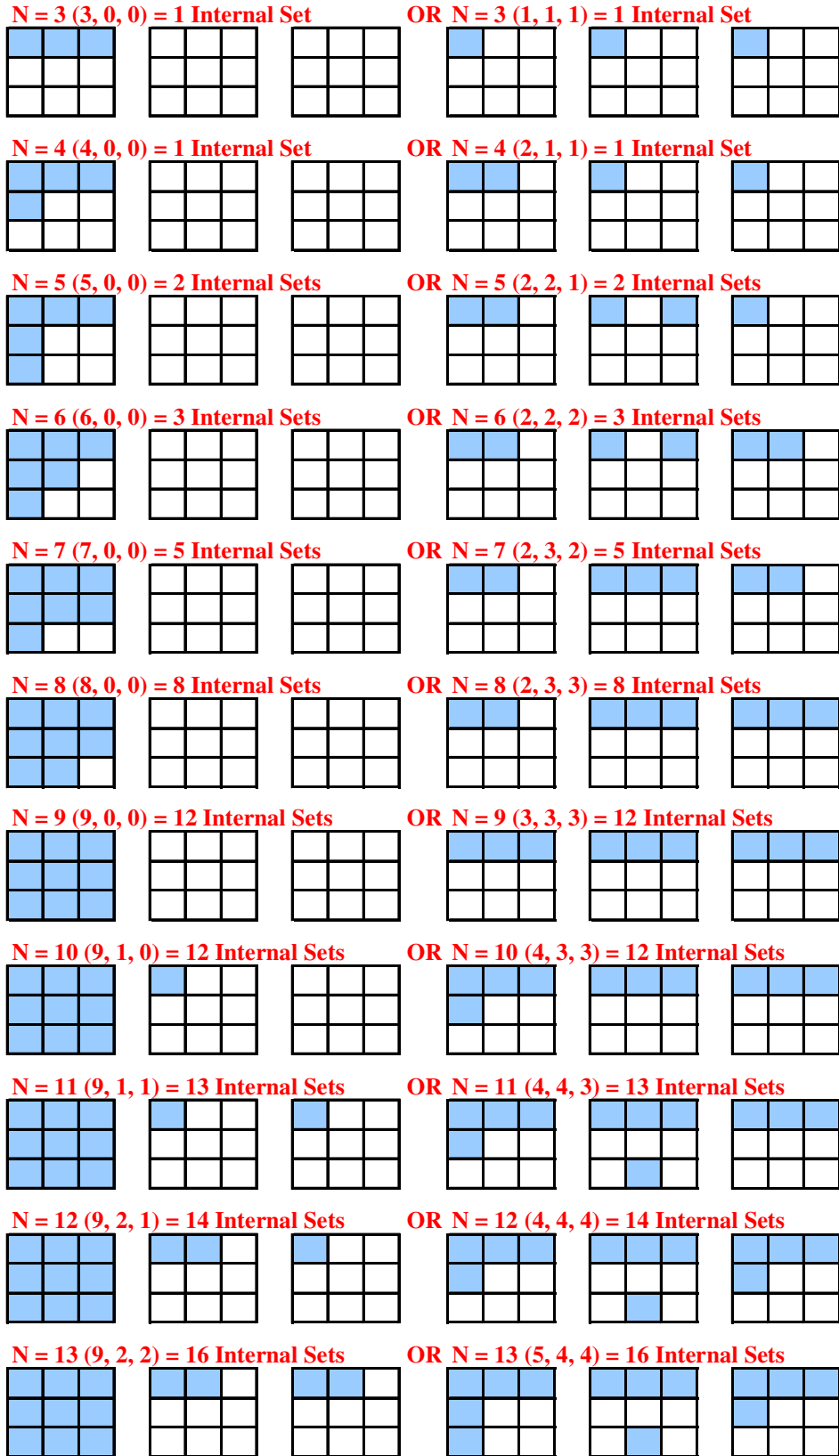
The mathematically inclined reader is encouraged to consider whether there is a more rigorous and/or direct method for determining the maximum number of Internal Sets, given N cards have been chosen, and to study the patterns set forth in this paper. This effort may lead to discovering a general solution for the maximum SET problem for a larger deck of cards in which the rules of SET still apply. As of this paper, solutions exist for up to five properties.

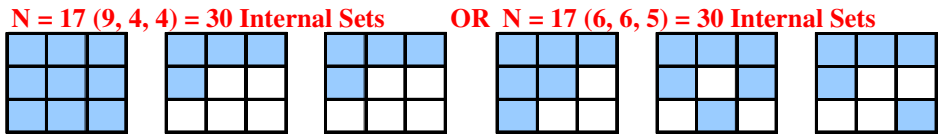
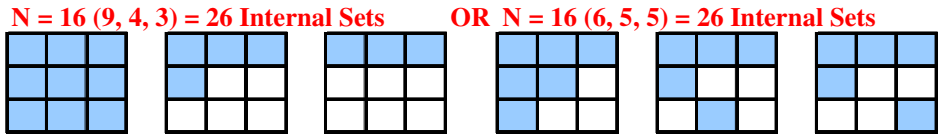
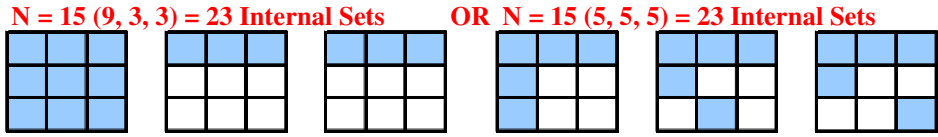
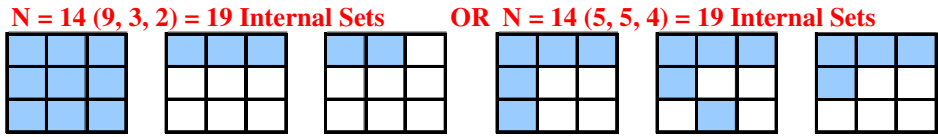
I strongly encourage math teachers to use the game SET in their classroom to engage students by further exploring some of the topics discussed in this paper as well as other topics, such as the probabilities of not getting a SET when N cards are chosen from the deck. For example, students could identify which formations of 12 cards do not produce any Sets and analyze how many ways the various combinations can occur. Mathematics is best learned by the use of visual illustrations, and SET provides many opportunities to teach key concepts from probability and statistics in this manner.

Finally, I wish to thank my good friend and colleague, Cameron Williams, for putting up with my many discourses on SET, for providing his own unique analysis, and for taking the time to read this paper. Cameron's endless energy and keen ability to reason quickly through complex problems is a

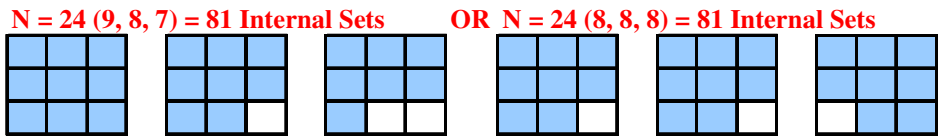
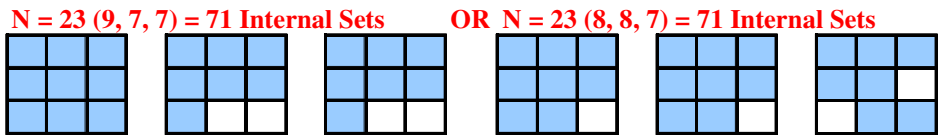
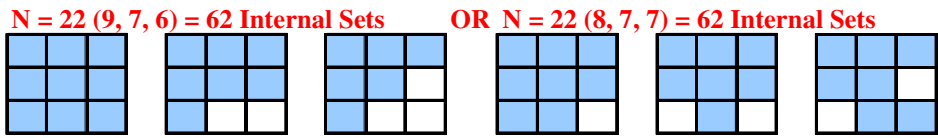
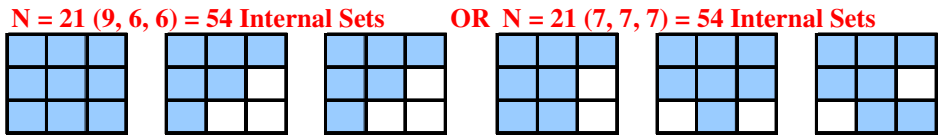
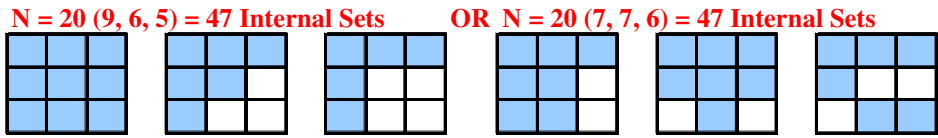
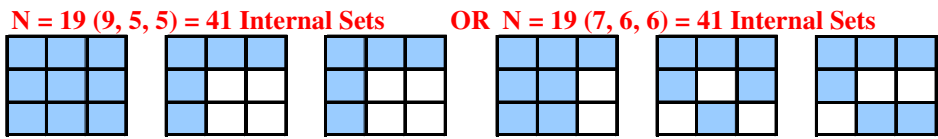
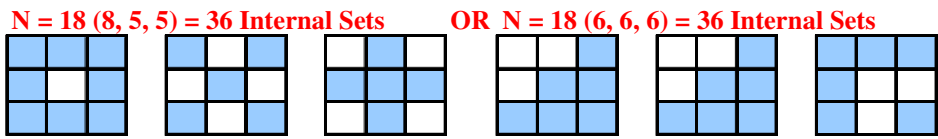
constant source of inspiration. I also wish to thank the creators of SET for creating a very intriguing game with extensive mathematical applications and welcome feedback from readers who may have fresh insights into the ideas which have been presented. In particular, I would be interested to hear from anyone who is able to produce a general formula for the maximum number of Internal Sets for a given number of cards. My e-mail address can be found on the cover page of this document.

APPENDIX I: MAXIMUM INTERNAL SET COUNTS

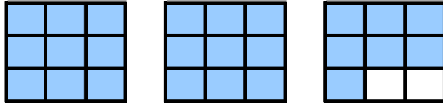




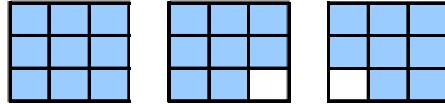
The next two patterns cannot be created from the preceding ones for N = 17.



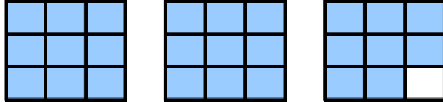
$N = 25 (9, 9, 7) = 92$ Internal Sets



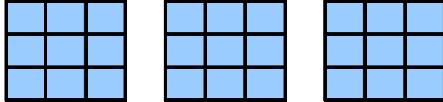
OR $N = 25 (9, 8, 8) = 92$ Internal Sets



$N = 26 (9, 9, 8) = 104$ Internal Sets

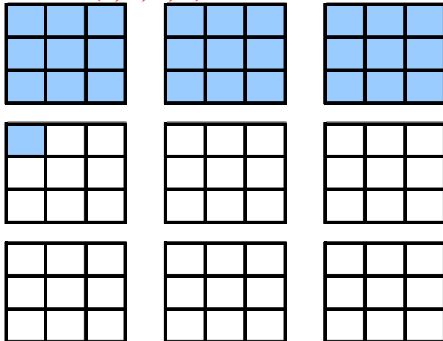


$N = 27 (9, 9, 9) = 117$ Internal Sets

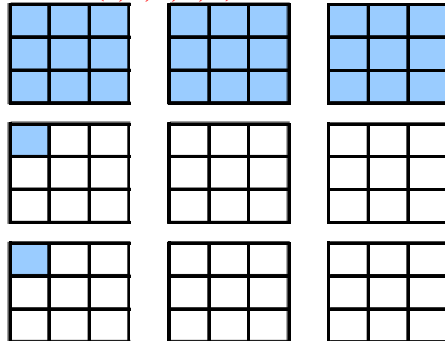


We have used up all of our pairs, so it's time to create a new line of attack! Cubes 4 and 7 will now be used.

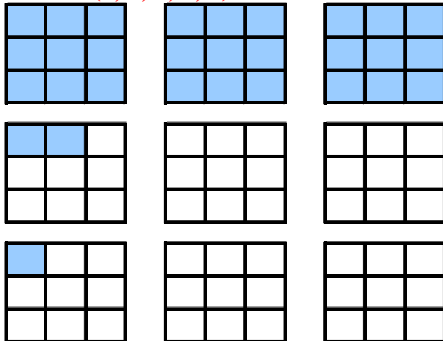
$N = 28 (9, 9, 9, 1) = 117$ Internal Sets



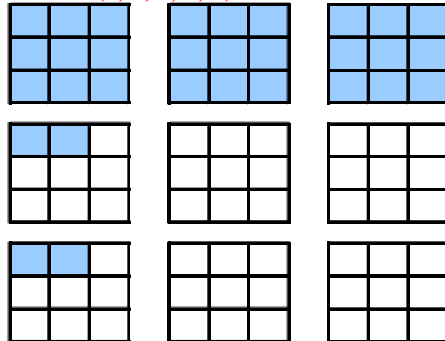
$N = 29 (9, 9, 9, 1, 1) = 118$ Internal Sets



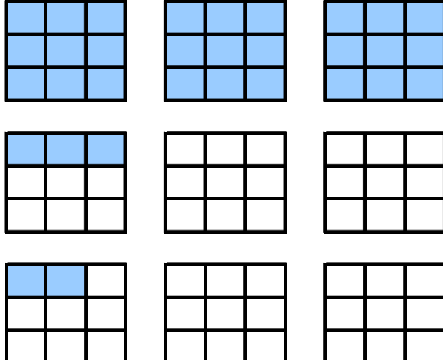
$N = 30 (9, 9, 9, 2, 1) = 119$ Internal Sets



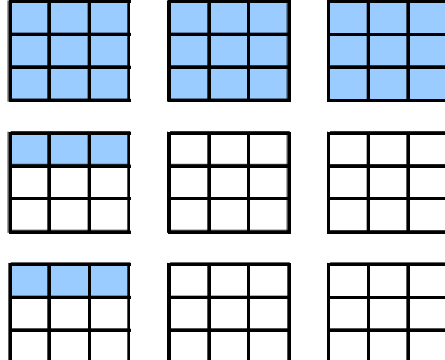
$N = 31 (9, 9, 9, 2, 2) = 121$ Internal Sets



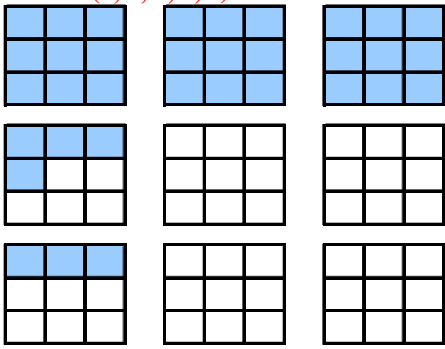
$N = 32 (9, 9, 9, 3, 2) = 124$ Internal Sets



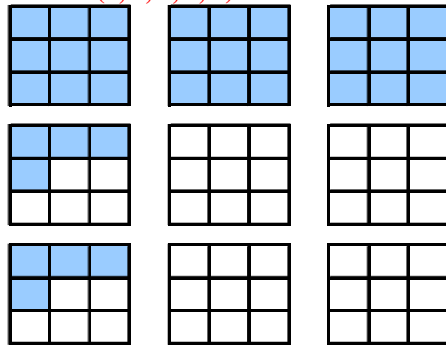
$N = 33 (9, 9, 9, 3, 3) = 128$ Internal Sets



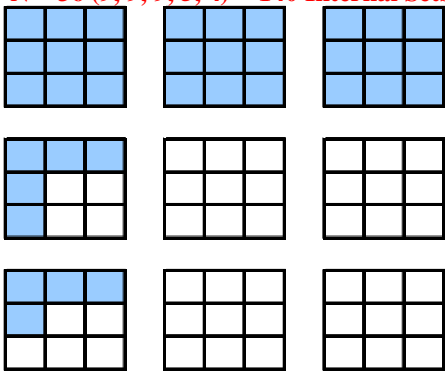
N = 34 (9, 9, 9, 4, 3) = 131 Internal Sets



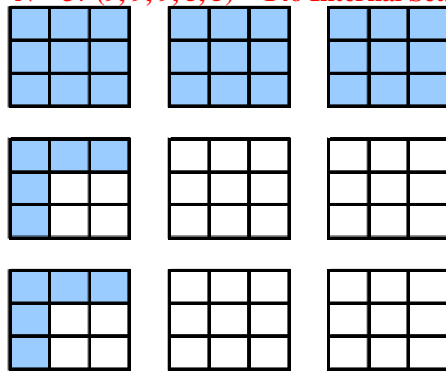
N = 35 (9, 9, 9, 4, 4) = 135 Internal Sets



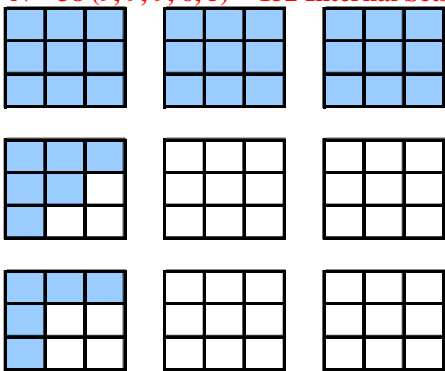
N = 36 (9, 9, 9, 5, 4) = 140 Internal Sets



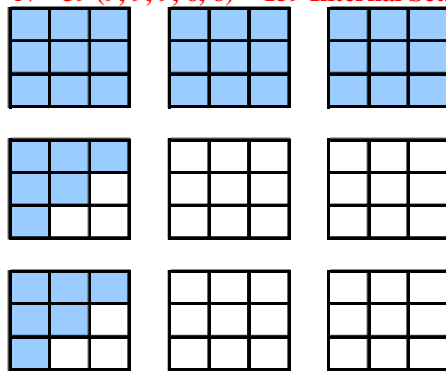
N = 37 (9, 9, 9, 5, 5) = 146 Internal Sets



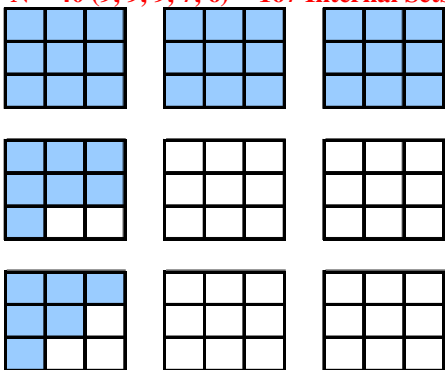
N = 38 (9, 9, 9, 6, 5) = 152 Internal Sets



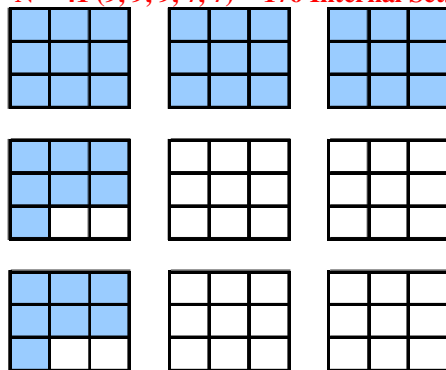
N = 39 (9, 9, 9, 6, 6) = 159 Internal Sets



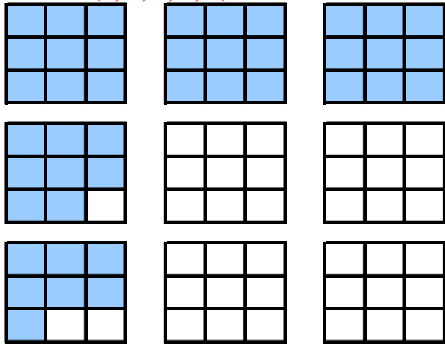
N = 40 (9, 9, 9, 7, 6) = 167 Internal Sets



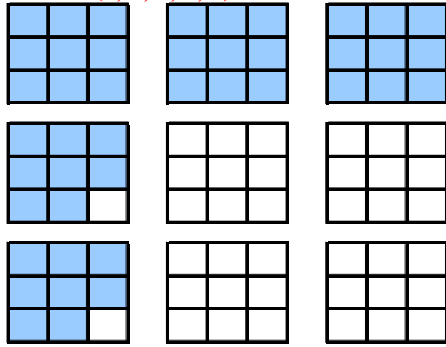
N = 41 (9, 9, 9, 7, 7) = 176 Internal Sets



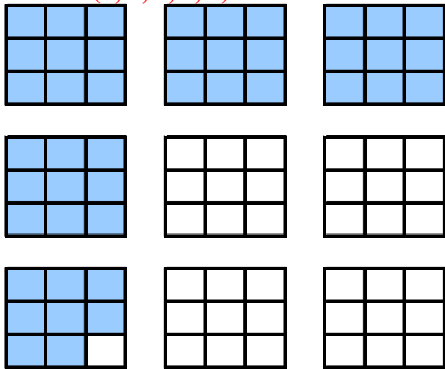
N = 42 (9, 9, 9, 8, 7) = 186 Internal Sets



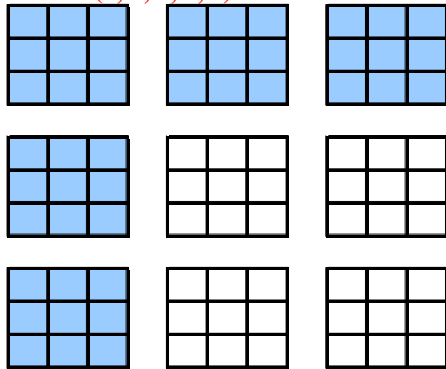
N = 43 (9, 9, 9, 8, 8) = 197 Internal Sets



N = 44 (9, 9, 9, 9, 8) = 209 Internal Sets

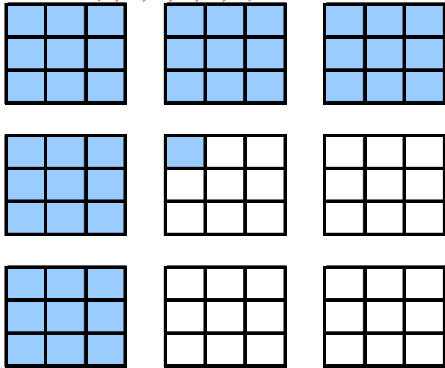


N = 45 (9, 9, 9, 9, 9) = 222 Internal Sets

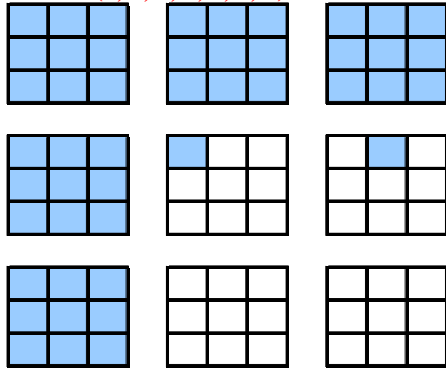


We have reached another critical point. It's time to create multiple lines of attack!

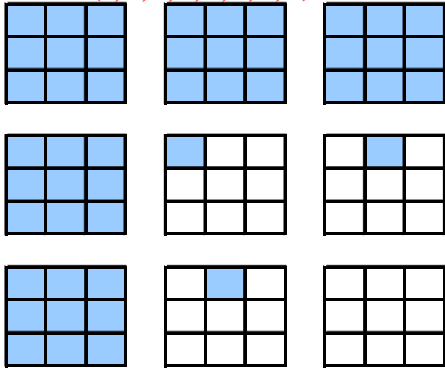
N = 46 (9, 9, 9, 9, 9, 1) = 231 Internal Sets



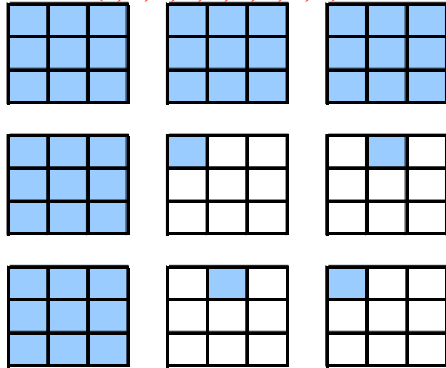
N = 47 (9, 9, 9, 9, 9, 1, 1) = 241 Internal Sets



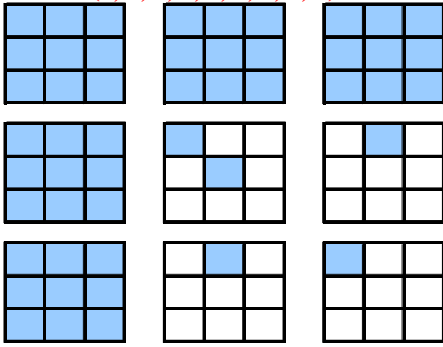
N = 48 (9, 9, 9, 9, 9, 1, 1, 1) = 252 Internal Sets



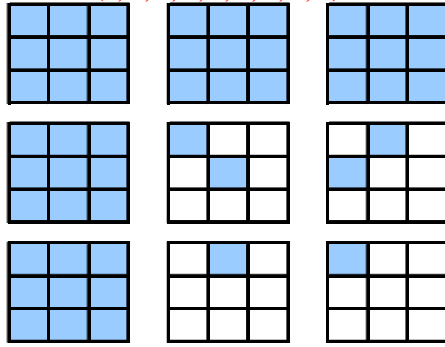
N = 49 (9, 9, 9, 9, 9, 1, 1, 1, 1) = 264 Internal Sets



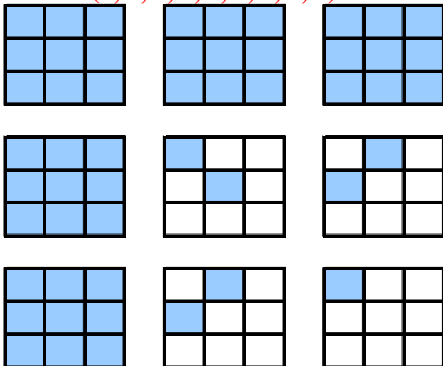
N = 50 (9, 9, 9, 9, 9, 2, 1, 1) = 276 Internal Sets



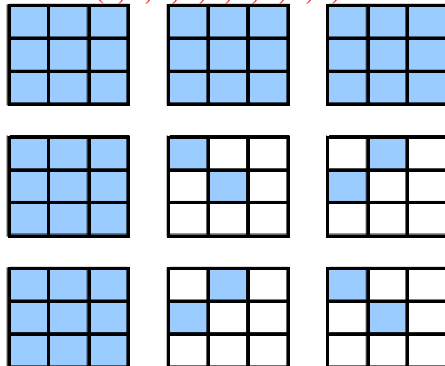
N = 51 (9, 9, 9, 9, 9, 2, 2, 1, 1) = 289 Internal Sets



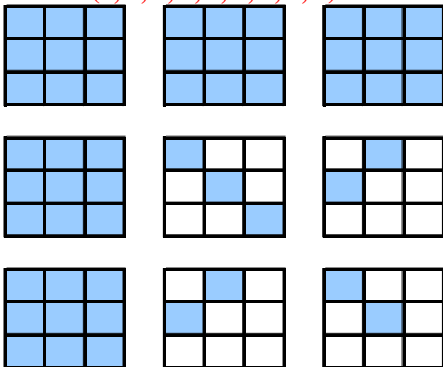
N = 52 (9, 9, 9, 9, 9, 2, 2, 2, 1) = 303 Internal Sets



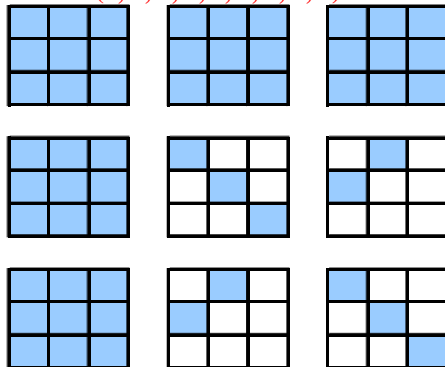
N = 53 (9, 9, 9, 9, 9, 2, 2, 2, 2) = 318 Internal Sets



N = 54 (9, 9, 9, 9, 9, 3, 2, 2, 2) = 334 Internal Sets

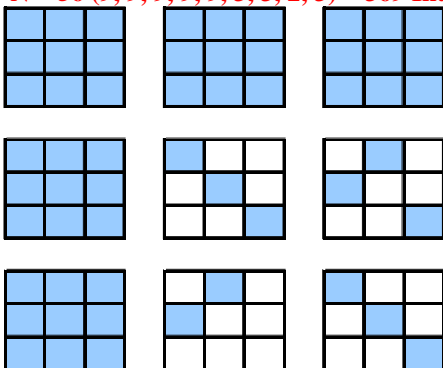


N = 55 (9, 9, 9, 9, 9, 3, 2, 2, 3) = 351 Internal Sets

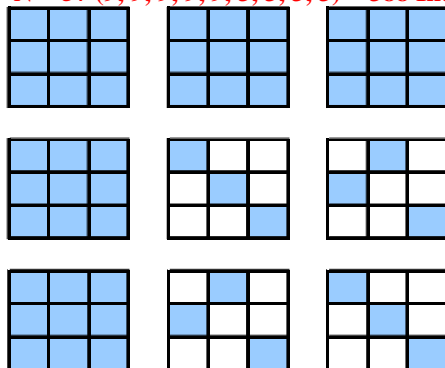


For N = 54, if we had instead chosen 9 cards from cube 5 and no cards from cubes 6, 8, and 9, we would only produce 315 Sets!

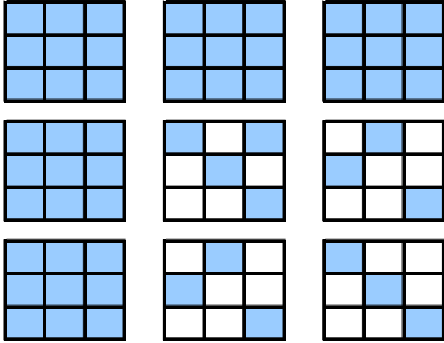
N = 56 (9, 9, 9, 9, 9, 3, 3, 2, 3) = 369 Internal Sets



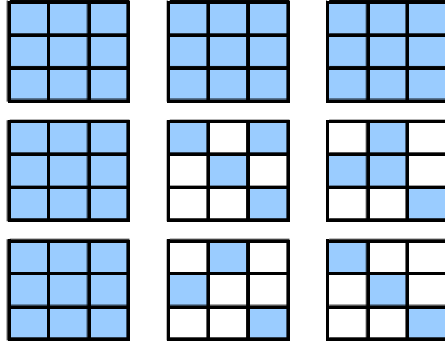
N = 57 (9, 9, 9, 9, 9, 3, 3, 3, 3) = 388 Internal Sets



N = 58 (9, 9, 9, 9, 9, 4, 3, 3, 3) = 406 Internal Sets

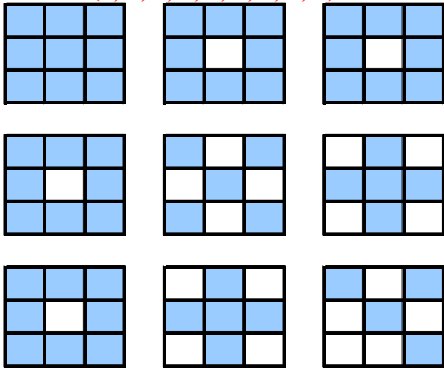


N = 59 (9, 9, 9, 9, 9, 4, 4, 3, 3) = 425 Internal Sets

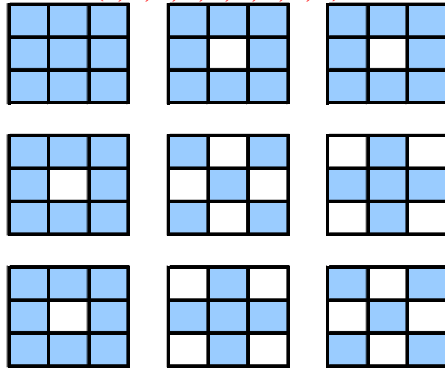


For N = 60, we make new choices to maximize the Internal Set count and use the 5-card block.

N = 60 (9, 8, 8, 8, 8, 5, 5, 5, 4) = 447 Internal Sets

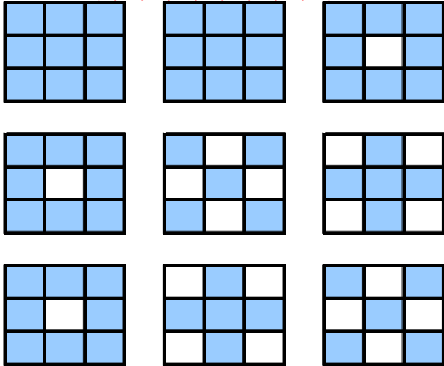


N = 61 (9, 8, 8, 8, 8, 5, 5, 5, 5) = 470 Internal Sets

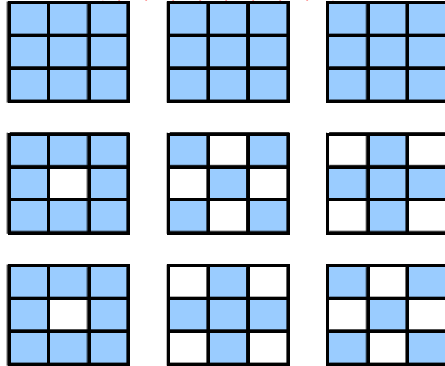


The choice for N = 62 and all remaining positions do not matter.

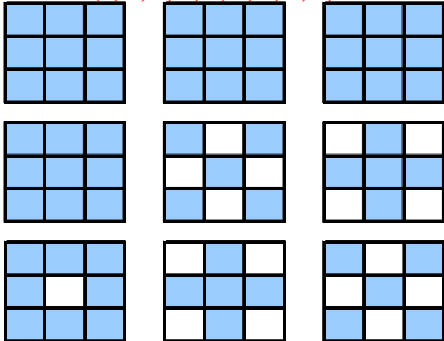
N = 62 (9, 9, 8, 8, 8, 5, 5, 5, 5) = 491 Internal Sets



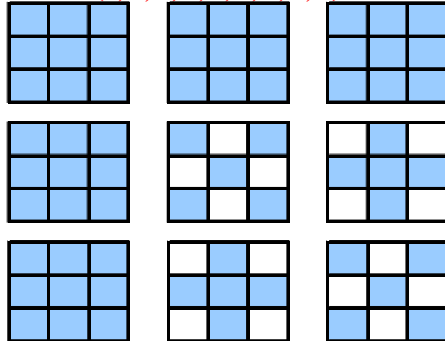
N = 63 (9, 9, 9, 8, 8, 5, 5, 5, 5) = 513 Internal Sets



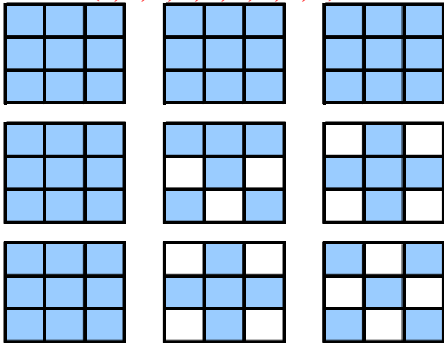
N = 64 (9, 9, 9, 9, 8, 5, 5, 5, 5) = 536 Internal Sets



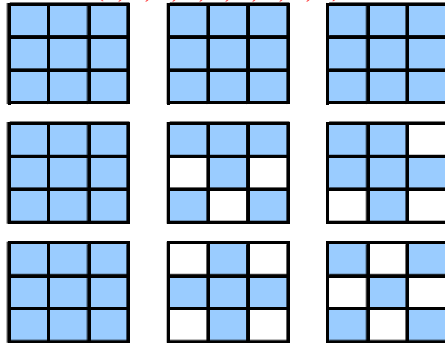
N = 65 (9, 9, 9, 9, 9, 5, 5, 5, 5) = 560 Internal Sets



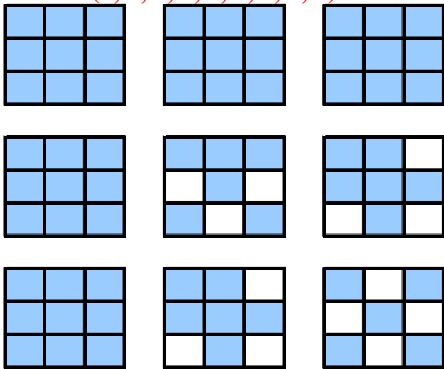
N = 66 (9, 9, 9, 9, 9, 6, 5, 5, 5) = 585 Internal Sets



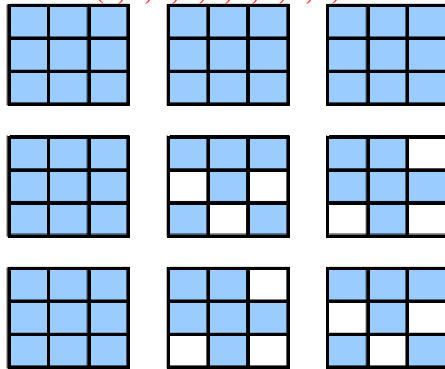
N = 67 (9, 9, 9, 9, 9, 6, 6, 5, 5) = 611 Internal Sets



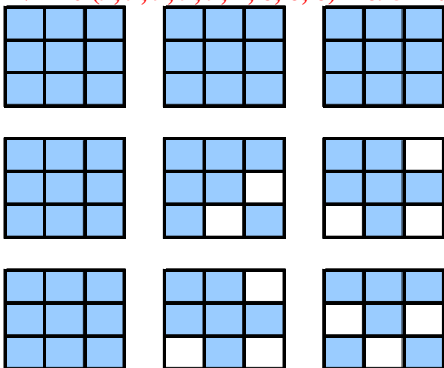
N = 68 (9, 9, 9, 9, 9, 6, 6, 6, 5) = 638 Internal Sets



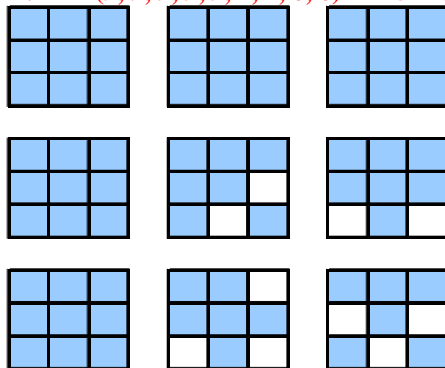
N = 69 (9, 9, 9, 9, 9, 6, 6, 6, 6) = 666 Internal Sets



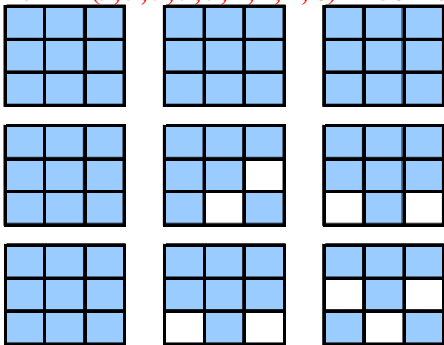
N = 70 (9, 9, 9, 9, 9, 7, 6, 6, 6) = 695 Internal Sets



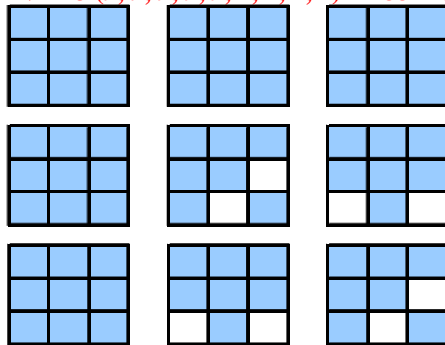
N = 71 (9, 9, 9, 9, 9, 7, 7, 6, 6) = 725 Internal Sets



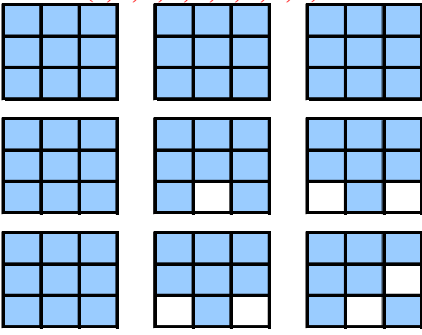
N = 72 (9, 9, 9, 9, 9, 7, 7, 7, 6) = 756 Internal Sets



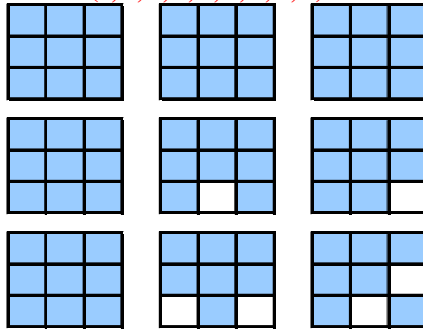
N = 73 (9, 9, 9, 9, 9, 7, 7, 7, 7) = 788 Internal Sets



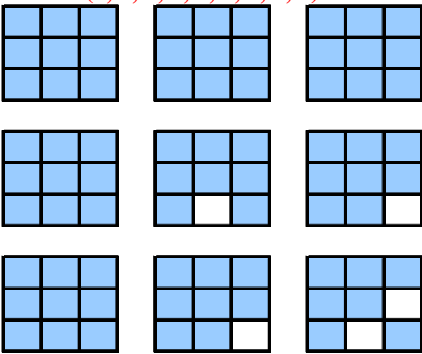
N = 74 (9, 9, 9, 9, 9, 8, 7, 7, 7) = 821 Internal Sets



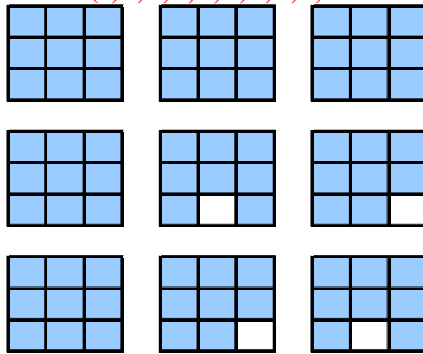
N = 75 (9, 9, 9, 9, 9, 8, 8, 7, 7) = 855 Internal Sets



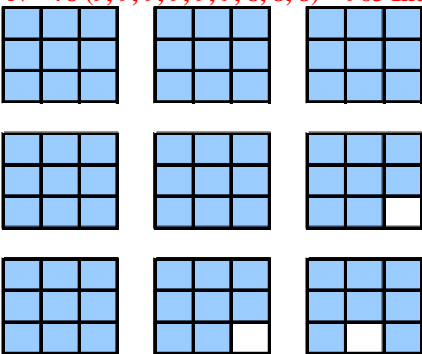
N = 76 (9, 9, 9, 9, 9, 8, 8, 8, 7) = 890 Internal Sets



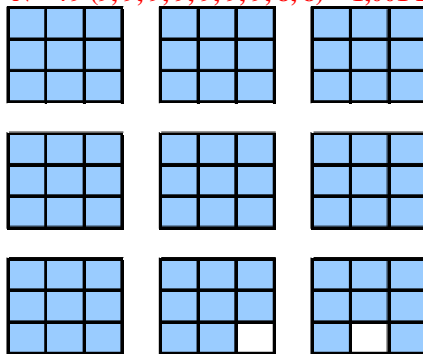
N = 77 (9, 9, 9, 9, 9, 8, 8, 8, 8) = 926 Internal Sets



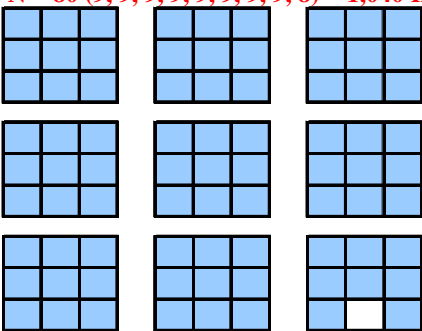
N = 78 (9, 9, 9, 9, 9, 9, 8, 8, 8) = 963 Internal Sets



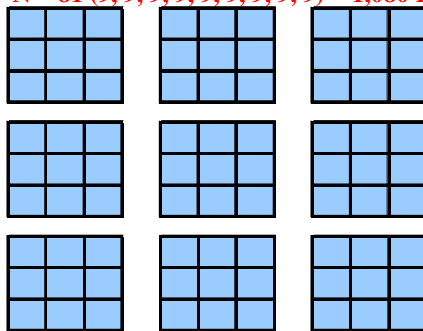
N = 79 (9, 9, 9, 9, 9, 9, 9, 8, 8) = 1,001 Internal Sets



N = 80 (9, 9, 9, 9, 9, 9, 9, 9, 8) = 1,040 Internal Sets



N = 81 (9, 9, 9, 9, 9, 9, 9, 9, 9) = 1,080 Internal Sets



APPENDIX II: KNOWN AND MODELED SOLUTIONS FOR THE MAXIMUM NUMBER OF SETLESS CARDS

Solution from Consecutive Maximization Method

P = 3 properties, N = 8 cards

| | | | | | | | | |
|----|----|----|----|----|----|----|----|----|
| 1 | 4 | 6 | 2 | 7 | 5 | 3 | 8 | 9 |
| 10 | 12 | 14 | 17 | 20 | 22 | 16 | 21 | 23 |
| 18 | 24 | 26 | 11 | 13 | 15 | 19 | 25 | 27 |

Known Solution

P = 3 properties, N = 9 cards

| | | | | | | | | |
|---|--|---|--|---|--|---|---|---|
| X | | X | | | | | X | |
| | | | | X | | X | | X |
| X | | X | | | | | X | |

Solution from Consecutive Maximization Method

P = 4 properties, N = 16 cards

| | | | | | | | | |
|----|----|----|----|----|----|----|----|----|
| 1 | 10 | 12 | 2 | 13 | 11 | 3 | 14 | 15 |
| 28 | 30 | 32 | 35 | 38 | 40 | 34 | 39 | 41 |
| 36 | 42 | 44 | 29 | 31 | 33 | 37 | 43 | 45 |
| 4 | 16 | 20 | 6 | 21 | 17 | 7 | 22 | 24 |
| 46 | 50 | 52 | 58 | 66 | 68 | 59 | 67 | 69 |
| 60 | 70 | 72 | 47 | 51 | 53 | 61 | 71 | 73 |
| 5 | 18 | 23 | 8 | 25 | 19 | 9 | 26 | 27 |
| 48 | 54 | 56 | 62 | 74 | 76 | 63 | 75 | 77 |
| 64 | 78 | 80 | 49 | 55 | 57 | 65 | 79 | 81 |

Known Solution

P = 4 properties, N = 20 cards

| | | | | | | | | |
|---|---|---|--|---|--|---|---|---|
| X | | X | | | | | X | |
| | | | | X | | X | | X |
| X | | X | | | | | X | |
| | | | | | | | | |
| | X | | | | | | X | |
| | | | | | | | | |
| | X | | | | | X | | X |
| X | | X | | X | | | | |
| | X | | | | | X | | X |

Solution from Consecutive Maximization Method

P = 5, N = 32 cards

| | | | | | | | | |
|-----|-----|-----|-----|-----|-----|-----|-----|-----|
| 1 | 28 | 30 | 2 | 31 | 29 | 3 | 32 | 33 |
| 82 | 84 | 86 | 89 | 92 | 94 | 88 | 93 | 95 |
| 90 | 96 | 98 | 83 | 85 | 87 | 91 | 97 | 99 |
| 4 | 34 | 38 | 6 | 39 | 35 | 7 | 40 | 42 |
| 100 | 104 | 106 | 112 | 120 | 122 | 113 | 121 | 123 |
| 114 | 124 | 126 | 101 | 105 | 107 | 115 | 125 | 127 |
| 5 | 36 | 41 | 8 | 43 | 37 | 9 | 44 | 45 |
| 102 | 108 | 110 | 116 | 128 | 130 | 117 | 129 | 131 |
| 118 | 132 | 134 | 103 | 109 | 111 | 119 | 133 | 135 |
| 10 | 46 | 50 | 12 | 51 | 47 | 13 | 52 | 54 |
| 136 | 140 | 142 | 148 | 156 | 158 | 149 | 157 | 159 |
| 150 | 160 | 162 | 137 | 141 | 143 | 151 | 161 | 163 |
| 16 | 58 | 66 | 20 | 67 | 59 | 21 | 68 | 70 |
| 172 | 180 | 182 | 196 | 212 | 214 | 197 | 213 | 215 |
| 198 | 216 | 218 | 173 | 181 | 183 | 199 | 217 | 219 |
| 17 | 60 | 69 | 22 | 71 | 61 | 23 | 72 | 74 |
| 174 | 184 | 186 | 200 | 220 | 222 | 201 | 221 | 223 |
| 202 | 224 | 226 | 175 | 185 | 187 | 203 | 225 | 227 |
| 11 | 48 | 53 | 14 | 55 | 49 | 15 | 56 | 57 |
| 138 | 144 | 146 | 152 | 164 | 166 | 153 | 165 | 167 |
| 154 | 168 | 170 | 139 | 145 | 147 | 155 | 169 | 171 |
| 18 | 62 | 73 | 24 | 75 | 63 | 25 | 76 | 78 |
| 176 | 188 | 190 | 204 | 228 | 230 | 205 | 229 | 231 |
| 206 | 232 | 234 | 177 | 189 | 191 | 207 | 233 | 235 |
| 19 | 64 | 77 | 26 | 79 | 65 | 27 | 80 | 81 |
| 178 | 192 | 194 | 208 | 236 | 238 | 209 | 237 | 239 |
| 210 | 240 | 242 | 179 | 193 | 195 | 211 | 241 | 243 |

Known Solution

P = 5, N = 45 cards

| | | | | | | | | |
|---|---|---|---|---|---|---|---|---|
| | | X | | | | | | |
| | X | X | X | | | | | |
| | | | X | | | X | | X |
| | | | | | | | | |
| | | | | | | | | |
| X | | | | | | | | |
| | | | X | X | | | X | |
| X | | | | | | | | |
| X | | X | | | | | X | |
| X | | | | | | X | | |
| | | | X | | | | | |
| | X | X | X | X | | X | X | |
| | | | | | | X | | |
| | X | | | | | | | |
| | | X | | | | | | |
| | | | | | | X | | |
| | X | X | | | | X | | |
| | | | | | | | | |
| | X | | X | X | | | | |
| | | | | | | | | |
| | X | | | | | | | |
| | | X | | | | X | | X |
| | X | X | | X | X | | | |

Solution from Consecutive Maximization Method

P = 6, N = 64 cards

| | | | | | | | | | | | | | | | | | | | | | | | | | | |
|-----|-----|-----|-----|-----|-----|-----|-----|-----|-----|-----|-----|-----|-----|-----|-----|-----|-----|-----|-----|-----|-----|-----|-----|-----|-----|-----|
| 1 | 82 | 84 | 2 | 85 | 83 | 3 | 86 | 87 | 4 | 88 | 92 | 6 | 93 | 89 | 7 | 94 | 96 | 5 | 90 | 95 | 8 | 97 | 91 | 9 | 98 | 99 |
| 244 | 246 | 248 | 251 | 254 | 256 | 250 | 255 | 257 | 262 | 266 | 268 | 274 | 282 | 284 | 275 | 283 | 285 | 263 | 267 | 269 | 276 | 286 | 288 | 277 | 287 | 289 |
| 252 | 258 | 260 | 245 | 247 | 249 | 253 | 259 | 261 | 264 | 270 | 272 | 278 | 290 | 292 | 279 | 291 | 293 | 265 | 271 | 273 | 280 | 294 | 296 | 281 | 295 | 297 |
| 10 | 100 | 104 | 12 | 105 | 101 | 13 | 106 | 108 | 16 | 112 | 120 | 20 | 121 | 113 | 21 | 122 | 124 | 17 | 114 | 123 | 22 | 125 | 115 | 23 | 126 | 128 |
| 298 | 302 | 304 | 310 | 318 | 320 | 311 | 319 | 321 | 334 | 342 | 344 | 358 | 374 | 376 | 359 | 375 | 377 | 335 | 343 | 345 | 360 | 378 | 380 | 361 | 379 | 381 |
| 312 | 322 | 324 | 299 | 303 | 305 | 313 | 323 | 325 | 336 | 346 | 348 | 362 | 382 | 384 | 363 | 383 | 385 | 337 | 347 | 349 | 364 | 386 | 388 | 365 | 387 | 389 |
| 11 | 102 | 107 | 14 | 109 | 103 | 15 | 110 | 111 | 18 | 116 | 127 | 24 | 129 | 117 | 25 | 130 | 132 | 19 | 118 | 131 | 26 | 133 | 119 | 27 | 134 | 135 |
| 300 | 306 | 308 | 314 | 326 | 328 | 315 | 327 | 329 | 338 | 350 | 352 | 366 | 390 | 392 | 367 | 391 | 393 | 339 | 351 | 353 | 368 | 394 | 396 | 369 | 395 | 397 |
| 316 | 330 | 332 | 301 | 307 | 309 | 317 | 331 | 333 | 340 | 354 | 356 | 370 | 398 | 400 | 371 | 399 | 401 | 341 | 355 | 357 | 372 | 402 | 404 | 373 | 403 | 405 |
| 28 | 136 | 140 | 30 | 141 | 137 | 31 | 142 | 144 | 34 | 148 | 156 | 38 | 157 | 149 | 39 | 158 | 160 | 35 | 150 | 159 | 40 | 161 | 151 | 41 | 162 | 164 |
| 406 | 410 | 412 | 418 | 426 | 428 | 419 | 427 | 429 | 442 | 450 | 452 | 466 | 482 | 484 | 467 | 483 | 485 | 443 | 451 | 453 | 468 | 486 | 488 | 469 | 487 | 489 |
| 420 | 430 | 432 | 407 | 411 | 413 | 421 | 431 | 433 | 444 | 454 | 456 | 470 | 490 | 492 | 471 | 491 | 493 | 445 | 455 | 457 | 472 | 494 | 496 | 473 | 495 | 497 |
| 46 | 172 | 180 | 50 | 181 | 173 | 51 | 182 | 184 | 58 | 196 | 212 | 66 | 213 | 197 | 67 | 214 | 216 | 59 | 198 | 215 | 68 | 217 | 199 | 69 | 218 | 220 |
| 514 | 522 | 524 | 538 | 554 | 556 | 539 | 555 | 557 | 586 | 602 | 604 | 634 | 666 | 668 | 635 | 667 | 669 | 587 | 603 | 605 | 636 | 670 | 672 | 637 | 671 | 673 |
| 540 | 558 | 560 | 515 | 523 | 525 | 541 | 559 | 561 | 588 | 606 | 608 | 638 | 674 | 676 | 639 | 675 | 677 | 589 | 607 | 609 | 640 | 678 | 680 | 641 | 679 | 681 |
| 47 | 174 | 183 | 52 | 185 | 175 | 53 | 186 | 188 | 60 | 200 | 219 | 70 | 221 | 201 | 71 | 222 | 224 | 61 | 202 | 223 | 72 | 225 | 203 | 73 | 226 | 228 |
| 516 | 526 | 528 | 542 | 562 | 564 | 543 | 563 | 565 | 590 | 610 | 612 | 642 | 682 | 684 | 643 | 683 | 685 | 591 | 611 | 613 | 644 | 686 | 688 | 645 | 687 | 689 |
| 544 | 566 | 568 | 517 | 527 | 529 | 545 | 567 | 569 | 592 | 614 | 616 | 646 | 690 | 692 | 647 | 691 | 693 | 593 | 615 | 617 | 648 | 694 | 696 | 649 | 695 | 697 |
| 29 | 138 | 143 | 32 | 145 | 139 | 33 | 146 | 147 | 36 | 152 | 163 | 42 | 165 | 153 | 43 | 166 | 168 | 37 | 154 | 167 | 44 | 169 | 155 | 45 | 170 | 171 |
| 408 | 414 | 416 | 422 | 434 | 436 | 423 | 435 | 437 | 446 | 458 | 460 | 474 | 498 | 500 | 475 | 499 | 501 | 447 | 459 | 461 | 476 | 502 | 504 | 477 | 503 | 505 |
| 424 | 438 | 440 | 409 | 415 | 417 | 425 | 439 | 441 | 448 | 462 | 464 | 478 | 506 | 508 | 479 | 507 | 509 | 449 | 463 | 465 | 480 | 510 | 512 | 481 | 511 | 513 |
| 48 | 176 | 187 | 54 | 189 | 177 | 55 | 190 | 191 | 62 | 204 | 227 | 74 | 229 | 205 | 75 | 230 | 232 | 63 | 206 | 231 | 76 | 233 | 207 | 77 | 234 | 236 |
| 518 | 530 | 532 | 546 | 570 | 572 | 547 | 571 | 573 | 594 | 618 | 620 | 650 | 698 | 700 | 651 | 699 | 701 | 595 | 619 | 621 | 652 | 702 | 704 | 653 | 703 | 705 |
| 548 | 574 | 576 | 519 | 531 | 533 | 549 | 575 | 577 | 596 | 622 | 624 | 654 | 706 | 708 | 655 | 707 | 709 | 597 | 623 | 625 | 656 | 710 | 712 | 657 | 711 | 713 |
| 49 | 178 | 192 | 56 | 193 | 179 | 57 | 194 | 195 | 64 | 208 | 235 | 78 | 237 | 209 | 79 | 238 | 240 | 65 | 210 | 239 | 80 | 241 | 211 | 81 | 242 | 243 |
| 520 | 534 | 536 | 550 | 578 | 580 | 551 | 579 | 581 | 598 | 626 | 628 | 658 | 714 | 716 | 659 | 715 | 717 | 599 | 627 | 629 | 660 | 718 | 720 | 661 | 719 | 721 |
| 552 | 582 | 584 | 521 | 535 | 537 | 553 | 583 | 585 | 600 | 630 | 632 | 662 | 722 | 724 | 663 | 723 | 725 | 601 | 631 | 633 | 664 | 726 | 728 | 665 | 727 | 729 |