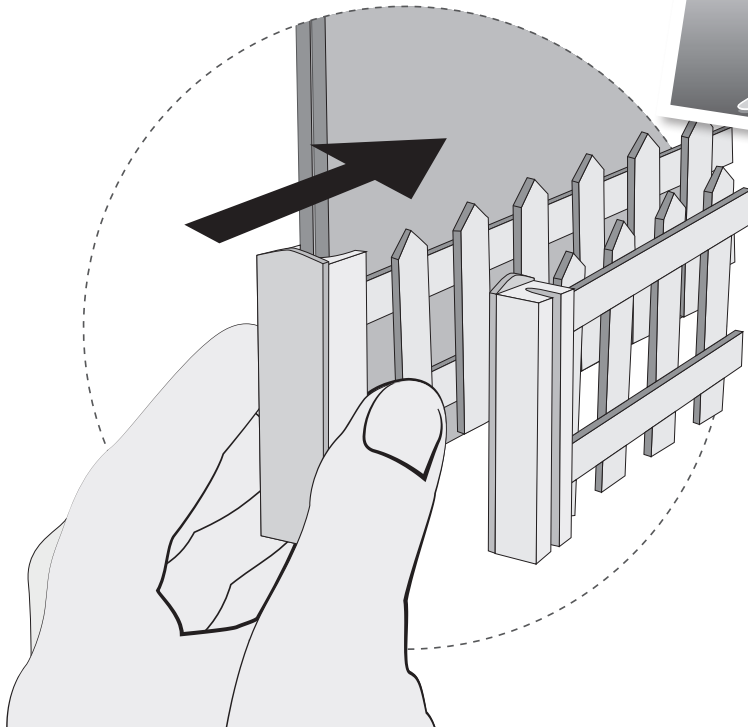


Fuzziki's[™]
craft

COTTONTAIL


COTTAGE

Instructions



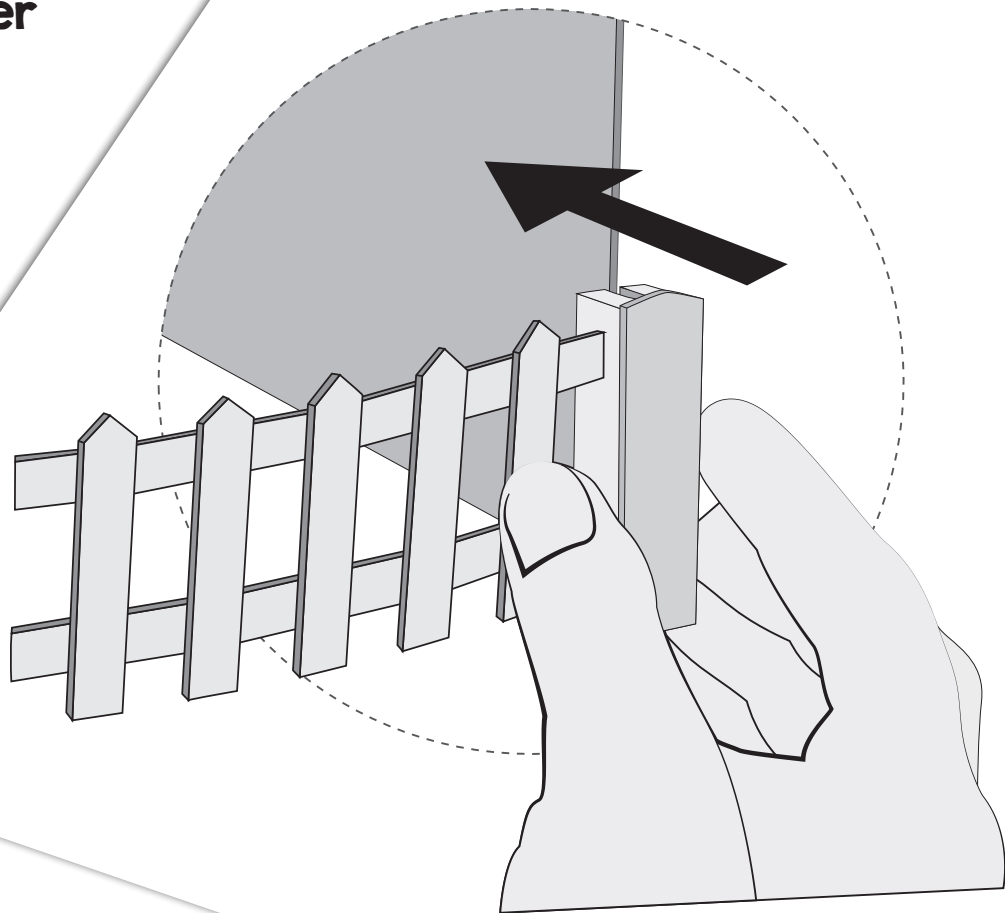
1. Fully open the book so that the covers are back to back

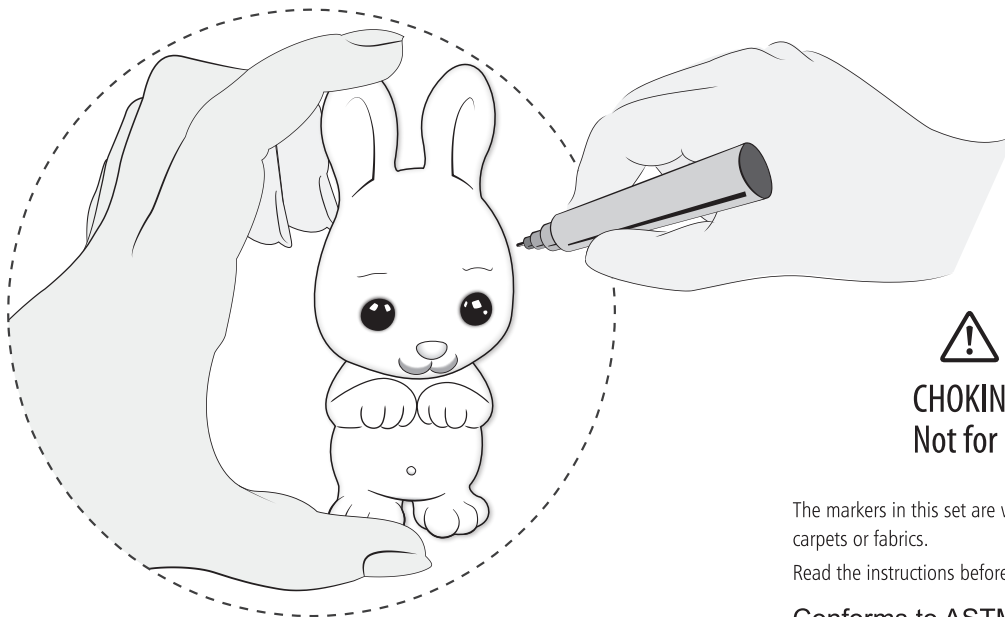
2. Push the large fence clip onto both book covers



**3. Do the same at
the other end**

4. Push the smaller fence clip onto the page





5. Carefully color your bunnies, allowing to dry between colors

Washing Your Fuzzikins:

To remove the ink from your Fuzzikins, rinse gently with lukewarm water, then dry by patting with a paper towel and allow to dry fully before recoloring. Do not rub the surface, or machine wash as this may damage the flocking.



WARNING:

CHOKING HAZARD-Small parts.
Not for children under 3 years.

The markers in this set are washable, but they may stain certain surfaces, carpets or fabrics.

Read the instructions before use; follow them and keep them for reference.

Conforms to ASTM D4236

3673

For more Fuzzikins fun, visit:
playmonster.com

PLAYMONSTER

If you have questions, please contact us,
800-524-4263 | Weekdays 8am to 5pm CST



Copyright © 2019 PlayMonster LLC, 1400 E. Inman Pkwy., Beloit, WI 53511 USA. Made in China. All rights reserved. **Fuzzikins** is a trademark of PlayMonster LLC. Parts and colors may vary from those shown. Keep this package as it contains important product information.