

Fuzziki's™

Camper Van

Carry Case

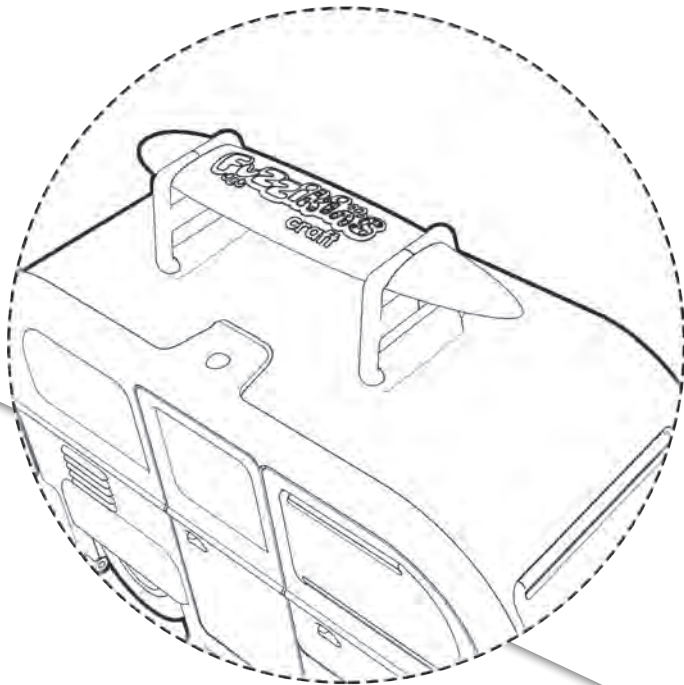
Instructions



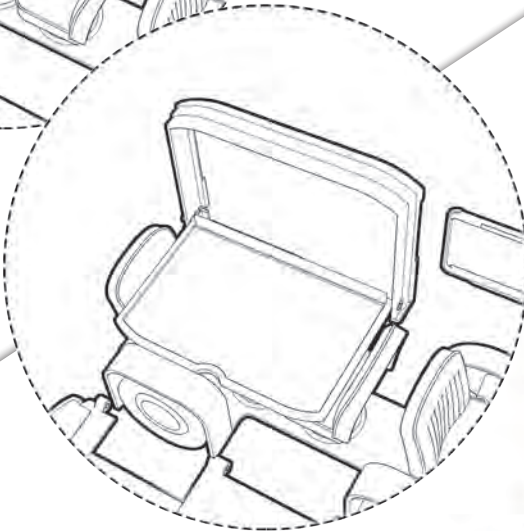
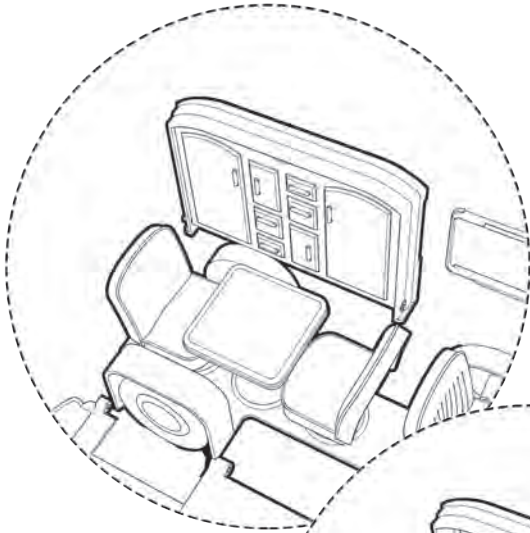
**1. Apply the
window stickers**

**2. Apply the back
window sticker**

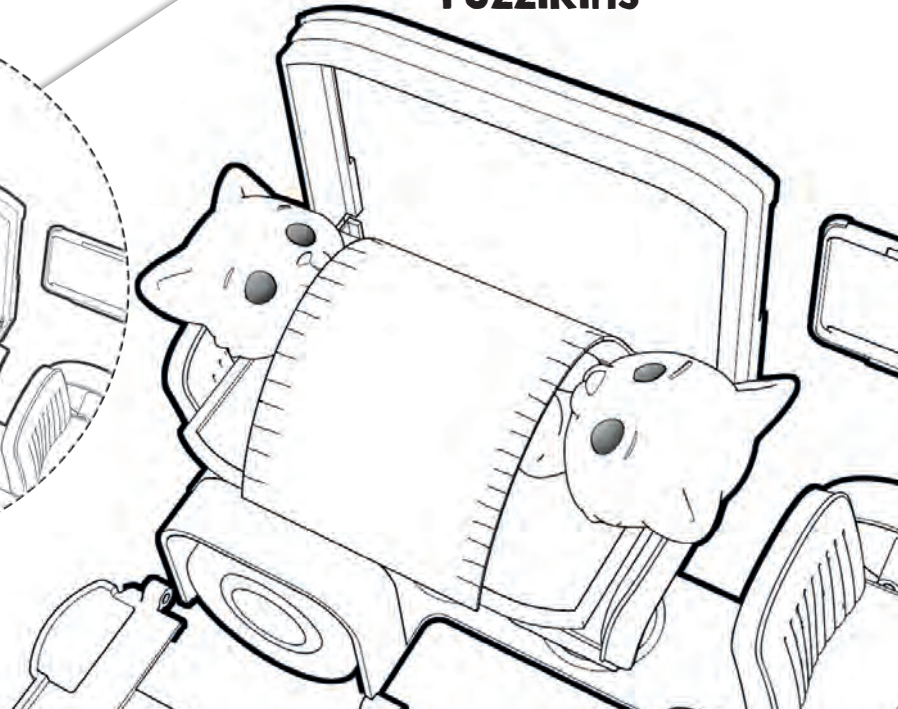
**3. Unclip the surf board
for the Fuzzikins to ride**




**4. Unfold the
Fuzzikins bed**



**5. Lay the blanket
over the sleeping
Fuzzikins**





6. Carefully color your cats, allowing them to dry between colors

Washing Your Fuzzikins:

To remove the ink from your Fuzzikins, rinse gently with lukewarm water, then dry by patting with a paper towel and allow to dry fully before recoloring. Do not rub the surface, or machine wash as this may damage the flocking.



WARNING:
CHOKING HAZARD—Small parts.
Not for children under 3 years.

The felt tip markers in this set are washable, but they may stain certain surfaces carpets, or fabrics.

Read the instructions before use; follow them and keep them for reference.

Conforms to ASTM D4236

3674

For more Fuzzikins fun, visit:
playmonster.com

PLAYMONSTER

If you have questions, please contact us.
800-524-4263 | Weekdays 8am to 5pm CST



Copyright © 2019 PlayMonster LLC, 1400 E. Inman Pkwy., Beloit, WI 53511 USA. Made in China. All rights reserved. **Fuzzikins** is a trademark of PlayMonster LLC. Parts and colors may vary from those shown. Keep this package as it contains important product information